



Questionnaire

Object questionnaire for statical calculation according to ATV-DVWK-A 127 (Page 1 of 3)

Project: _____

Client: _____

Construction company: _____ Contact person: _____

Street: _____ Postal Code: _____ City: _____

Phone: _____ Fax: _____

Pipe details

Type: Sewer SL pipe Solid wall pipe

Material: PE 80 PE 100 PP-HM

Outer diameter OD: _____ mm Wall thickness s: _____ mm

Loads

Covering over soffit:

maximal: _____ mm minimal: _____ mm

Groundwater level over pipe base: existent inexistent

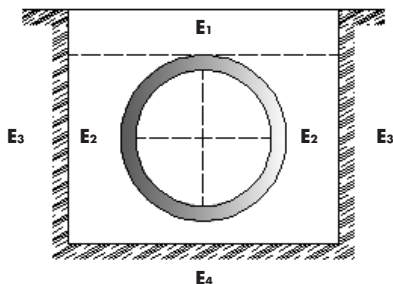
maximal: _____ mm minimal: _____ mm

Traffic loads: none SLW 60 SLW 30 truck load 12
 Rail single-line Rail multi-tracked

Additional area load: _____ N/mm²

Other information: _____

Soil



E1: filling
E2: embedment
E3: soil layer next to pipe
E4: soil layer under trench

Zone	E1	E2	E3	E4
	<input type="checkbox"/> G1 <input type="checkbox"/> G2 <input type="checkbox"/> G3 <input type="checkbox"/> G4	<input type="checkbox"/> G1 <input type="checkbox"/> G2 <input type="checkbox"/> G3 <input type="checkbox"/> G4	<input type="checkbox"/> G1 <input type="checkbox"/> G2 <input type="checkbox"/> G3 <input type="checkbox"/> G4	<input type="checkbox"/> G1 <input type="checkbox"/> G2 <input type="checkbox"/> G3 <input type="checkbox"/> G4
Proctor density [%]				
E-modulus [N/mm ²]				

G1: non-cohesive soils (GE, GW, GI, SE, SW, SI) G2: slight-cohesive soils (GU, GT, SU, ST) G3: cohesive mixed-soils, silt (GU, GT, SU; ST, UL, UM) G4: cohesive soils (TL, TM, TA, OU, OT, OH, OK, UA)



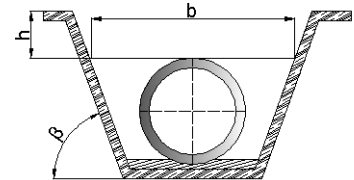
Object questionnaire for statical calculation according to ATV-DVWK-A 127 (Page 2 of 3)

Installation conditions

Trench

Trench width b: _____ mm

Slope angle β : _____ °

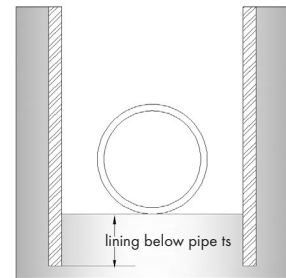


Covering and installation conditions

Covering	Embedding
<input type="checkbox"/> A1	<input type="checkbox"/> B1
<input type="checkbox"/> A2	<input type="checkbox"/> B2*
<input type="checkbox"/> A3	<input type="checkbox"/> B3*
<input type="checkbox"/> A4	<input type="checkbox"/> B4

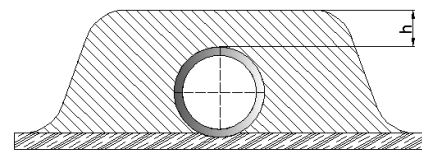
* when embedding conditions are B2 or B3 please specify lining below pipe (ts):

_____ mm



Embankment

Covering height (h): _____ mm



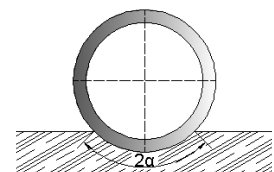
Storage

Bedding mode:

compact loose
(compact bedding for PE-pipes inadvisable)

Bedding angle 2α :

60° 90° 120° 180°





Object questionnaire for statical calculation according to ATV-DVWK-A 127 (Page 3 of 3)

Explanation to the questionnaire

Covering conditions

- A1:** In layers against the grown soil compressed trench filling (without compression ratio confirmation).
- A2:** Vertical fitment of the pipe trench with steel sheet piles which will not drawn until filling. Trench-lining plate or equipment for gradual removing during trench filling. Uncompacted trench filling. Flushing in of the filling (only applicable for soil of group G1).
- A3:** Vertical fitment of the pipe trench with sheet piles, bulk heads, timber planks, trench-lining plates or equipment, which will not drawn until filling.
- A4:** In layers against the grown soil compressed trench filling with confirmation of the required compression ratio according to ZTVE-StB; Filling term A4 is not applicable for soil of group G4.

Embedding conditions

- B1:** In layers against the grown soil rather in layers in compresses filling of trench embankment (without compression ratio confirmation).
- B2:** Vertical fitment within the embedment with steel sheet piles which will reach till the trench bottom and which will not drawn until filling. Trench-lining plates and equipment under the assumption that the soil compression not occur before drawing of the fitment.
- B3:** Vertical fitment within the embedment with sheet piles or bulk heads and compression towards the fitment which reach till the trench bottom.
- B4:** In layers against the grown soil rather in layers in the trench filling compressed embedding with confirmation of the compression ratio according to ZTVE-StB. Filling term B4 is not applicable for soil of group G4.

Date: _____

Signature: _____

X