

Future-proofed Pipe Systems

Product Range



egeplast

egeplast – Future-proofed Pipe Systems

egeplast is a highly innovative manufacturer of plastic piping systems and has been setting the standards for decades. Customers in over 30 countries rely fully on quality products and consulting solutions from egeplast.

Our customers include some of the largest and most demanding utility companies and grid operators worldwide.



Head Office and production location is Greven/Germany





The product range offers a solution for almost every challenge of our customers. The focus is mainly on intelligent piping systems for modern trenchless installation and rehabilitation techniques. The products provide our customers with maximum investment security. egeplast piping systems are future-proof.


Research and development have a tradition at egeplast. Thus, the company is renowned as an innovation hub for multi-layer pipes. The technological leadership covers more than 60 patents for products and manufacturing processes. Worldwide leading machinery manufacturers for plastics, like Krauss Maffei Berstorff and Battenfeld Cincinnati rank among the licence holders of egeplast.

Founded in 1908 by Engelbert Gröter, egeplast is still family-owned in the fourth generation and managed by its owners. The initials of the founder can be found in the company name. Highly qualified and motivated employees are devoted to our customers on a daily basis.


Head office and production location is Greven/Germany. This is where egeplast operates the most modern factory for polymer piping systems in Europe. We develop tailor-made solutions with our customers in a separate technology center.

[We would like to invite you find out more about our Company and look forward to meeting you.](#)


Table of Contents




For Trenchless Installation Methods



- **SLM® 3.0** – Protective Piping System for damage-free Installation 6



- **SLM® DCT** – Piping System with integrated Quality Test for trenchless Installation 8



- **egeLiner®** – Factory-folded PE Pipes for Close-fit-lining 10

For High Pressure Applications




- **HexelOne® SLM** – High Pressure PE Piping System for up to 30 bar 12

Permeation-tight Piping System




- **SLA® Barrier Pipe** – Impermeable to protect Potable Water and the Environment ... 14

Monitored Piping Systems




- **3L Leak Control** – Continuous Monitoring for environmental Protection.... 16



- **SLM® DCS** – Early warning System for the Protection of Critical Infrastructure..... 18



For Open Trench Installation



▪ **Standard Pipes** – Piping Systems of PE 100 or PE 100-RC 20




▪ **egeXXL** – Large Piping System up to 1,600 mm 22



▪ **egeMDR** – axially force locked Spigot and Socket PE Pipe System 24

Customized Solutions



▪ **Piping Systems** – Tailor-made Piping Systems – Individually adjusted to the Application 26



▪ **egeFit® Fittings** – Components and Fittings according to Specifications 28

Applications



Potable Water



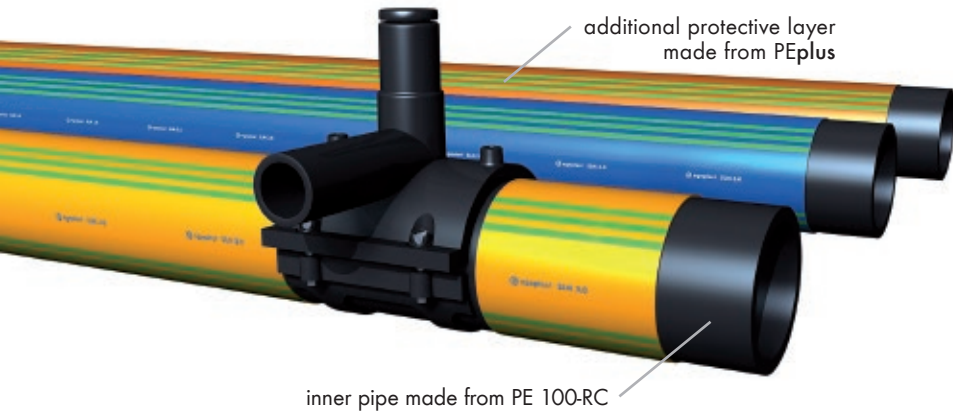
Gas



Sewage

SLM® 3.0

Protective Piping System for damage-free Installation




Brief Description


SLM® 3.0 piping system is a patented, multi-layered protective piping system of the latest generation. When installed by means of alternative installation techniques, the protective pipe ensures the grid operator longevity and efficiency. Engineering offices and contractors verify flawless planning with this piping system.

Product Benefits | Product Structure

- The additional protective layer (wearing surface) enables damage-free installation of the new pressure pipe.
- Welding according to DVS standards: butt welding without cut-back is possible, tapping on undamaged pressure pipe
- Trenchless installation techniques are possible without shortening the durability due to damages or reduction of the safety factor.
- One piping system for all installation techniques (open trench and trenchless installation)



Installation Options




black-box installations such as horizontal directional drilling, burstlining, relining and soil displacement

open trench installation without sandbed, ploughing and milling

open trench installation in sandbed

System Technology | Moulded Parts according to Pressure




egeplast offers complete piping systems: pipes for every application as well as harmonised components and solutions for special installation applications or functional requirements.

Contact us!

At a glance

Application	House connection pipes supply and sewage pipes transport pipes industrial piping systems
Target groups	Utility and disposal companies industrial companies construction companies
Dimension	OD 25 - 1,600 mm
Medium	Potable water gas wastewater industrial media
Material	Core pipe, calibrated and signed, of PE 100-RC (resistance to crack) Protective layer of modified Polyethylene PEplus
SDR	SDR 17.6 - SDR 7.4 (others on request)
Connection technology	Butt welding electrofusion mechanical joints
Approvals/Standards	DIN 8074/75; EN 12201; EN 1555; DVGW GW 335-A2; PAS 1075

Variants



Individual Labelling

The SLM® 3.0 Pipe system can be tailor-made for different applications by several designs or by various material combinations.

Forms of Delivery



Coil



Drum

Large drum on request



- Straight lengths (6, 12 or 20 m)
- Special lengths up to 30 m
- Prefabrication
- Telescoping for shipment in containers

Additional Documents



SLM® 3.0
Brochure



SLM® 3.0
Processing
Guidelines



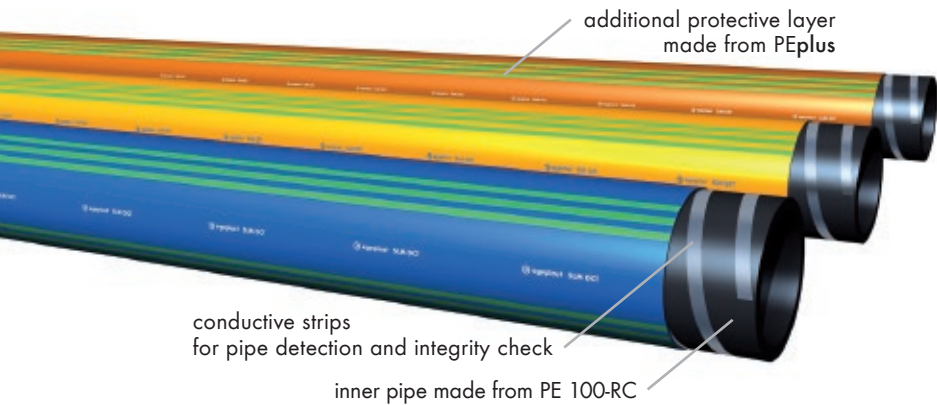
Welding Tables



Project Reports

SLM® DCT

Piping System with integrated Quality Test for trenchless Installation

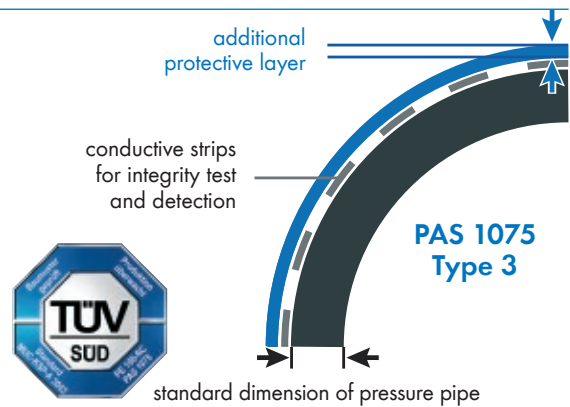


Brief Description

SLM® DCT is a piping system of PE 100-RC with additional protective layer and integrated conductive strips. These enable testing of the piping system for integrity directly after installation and a localization of a possible damage. In addition, they offer the possibility of permanent detection of the installed pipe system.

Product Benefits | Product Structure

- Integrity test of the piping systems for acceptance of the construction work
- Increased safety during operation
- Permanent detection
- Trenchless installation techniques are possible without shortening the lifetime through damage or reduction of the safety factor.




Installation Options



integrity test after trenchless installation as well as the possibility of permanent detection



black-box installations such as horizontal directional drilling, burstlining, relining and soil displacement




open trench installation without sandbed, ploughing and milling



open trench installation in sandbed

System Technology | Moulded Parts according to Pressure




egeplast offers complete piping systems: pipes for every application as well as harmonised components and solutions for special installation applications or functional requirements.

Contact us!

At a glance

Application	House connection pipes supply and sewage pipes transport pipes industrial piping systems
Target groups	Utility and disposal companies industrial companies construction companies
Dimension	OD 25 - 630 mm
Medium	Potable water gas wastewater industrial media
Material	Core pipe, calibrated and signed, of PE 100-RC (resistance to crack) Protective layer of modified Polyethylene PEplus
SDR	SDR 17.6 - SDR 7.4 (others on request)
Connection technology	Butt welding electrofusion mechanical joints
Approvals/Standards	DIN 8074/75; EN 12201; EN 1555; DVGW GW 335-A2; PAS 1075

Variants



Individual Labelling

The SLM® 3.0 Pipe system can be tailor-made for different applications by several designs or by various material combinations.

Forms of Delivery



Coil




Drum

Large drum on request



- Straight lengths (6, 12 or 20 m)
- Special lengths up to 30 m
- Prefabrication
- Telescoping for shipment in containers

Additional Documents




SLM® DCT
Brochure



SLM® DCT
Processing
Guidelines



Project Reports



Brief Description

egeLiner® is a polyethylene pipe for limited spaces at the jobsite. It is deformed and folded by means of a special thermomechanical treatment during production. Long lengths, even with larger dimensions, can be wound on to drums due to the reduced cross-section. For the reformation process, the egeLiner® is warmed up with steam after installation. The memory effect activated in this way causes the PE pipe to regain its original round form. The new pipe now lies as a static independent pipe, close-fit against the old pipe.

Product Benefits | Product Structure

- Minimum space requirement for the job site
- Little interference in road traffic (traffic can flow almost unobstructed)
- Lower excavation costs due to pulling the pipe in via excavation pits or existing shafts
- Statically sustainable piping system
- Obtains hydraulic capacity by means of very little loss of cross-section and reduction of the wall surface roughness
- DVGW certified



prior to steaming

after steaming

Installation Options



close-fit lining

System Technology | Moulded Parts according to Pressure



T-pieces



elbows



seamless bends



branches



tapping fittings



flange connections



reducers



electrofusion fittings

egeplast offers complete piping systems: pipes for every application as well as harmonised components and solutions for special installation applications or functional requirements.

Contact us!

At a glance

Application	Rehabilitation of pressure pipes
Target groups	Utility and disposal companies industrial companies construction companies
Dimension	OD 145 - 500 mm
Medium	Potable water gas wastewater industrial media
Material	PE 100, PE 100-RC (resistance to crack)
SDR	SDR 26 SDR 21 SDR 17.6 SDR 17
Connection technology	Butt welding electrofusion mechanical joints
Approvals/Standards	Following DVGW GW 335-A2; EN ISO 11296 EN ISO 11297 EN ISO 11298 EN ISO 11299

Variants



egelin[®] High-T

egeplast offers, in particular for industrial applications or the use as protective pipe system for high and extra high voltage cables, the egeLiner[®] High-T for higher media temperatures. Specially developed PE materials enable permanent operation at temperatures of up to 70 °C.

Forms of Delivery



- Special drum
- Length according to dimension

Additional Documents




egelin[®]
Brochure



Project Reports

HexelOne® SLM

High Pressure PE Piping System

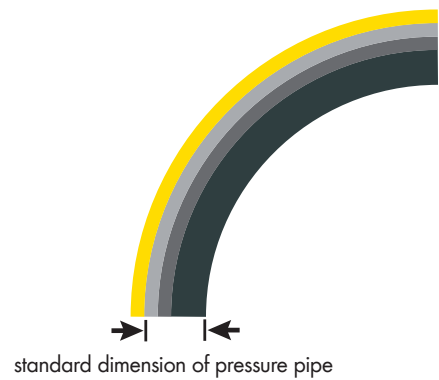


Brief Description

egeplast HexelOne® SLM pipe is a self-reinforced high pressure pipe, a mono-composite only from polyethylene. This reinforcement enables new areas of application in the “raised pressure” area, in other words, operating pressures above applications previously covered using PE pipes. The reason: It indicates twice as high a strength compared to the previous PE pipes.

Product Benefits | Product Structure


- Permissible operating pressures of 30 bar for water and 16 bar for gas
- Can also be installed trenchless due to protective layer and inner layer of PE 100-RC
- Less connections due to delivery lengths up to 100 m
- Combination of weldings according to DVS: butt welding and electrofusion welding
- 100% recyclable
- DVGW certified



Installation Options




black-box installation like horizontal directional drilling



open trench installation without sandbed, ploughing and milling

System Technology | Moulded Parts according to Pressure




For your project egeplast offers a range of HexelPress® fittings for installation on site by means of a hydraulic pressing tool as well as a range of HexelPress® fittings pre-fitted with a HexelOne® pipe spigot for jointing by means of a combination welding on site. Fittings are made of steel (suitable for gas application) respectively stainless steel (suitable for water and gas application). Contact us!



At a glance

Application	Supply and sewage pipes transport pipes industrial piping systems
Target groups	Utility and disposal companies industrial companies construction companies
Dimension	OD 90 - 160 mm
Medium	Potable water gas wastewater industrial media
Material	Inner layer PE 100-RC (resistance to crack) PE 100
SDR	SDR 11
Connection technology	Combination of butt welding and electrofusion mechanical joints
Approvals/Standards	DVGW Certification (Potable water: d 90 mm to d 125 mm for the pressure range 30 bar Gas: d 90 mm to d 160 mm for the pressure range 16 bar); DIN 8074; EN 12201; EN 1555; PAS 1075
Product limitations	OD 160 mm (for water) only up to 25 bar

Variants



HexelOne®

As an alternative HexelOne® pipes are also available without protective layer for open trench installation in sandbeds. Designs with metallic layers, such as DCT-, SLA®- or 3L safety pipe versions are also possible.

Forms of Delivery



Coil



Drum



- Straight lengths (12 m)
- Special lengths on request
- Prefabrication
- Telescoping for shipment in containers

Additional Documents



HexelOne®
Product Range



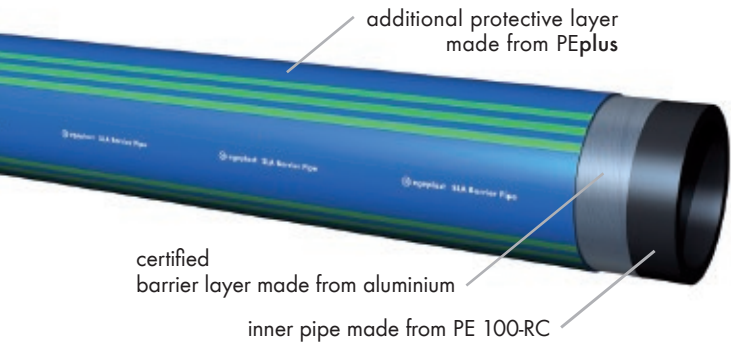
HexelOne®
Processing
Guidelines



Project Reports

SLA® Barrier Pipe

Impermeable to protect Potable Water and the Environment

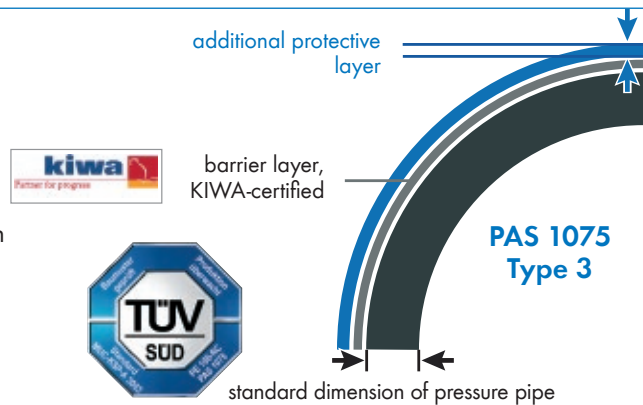


Brief Description

The SLA® Barrier Pipe system reliably prevents the permeation of pollutants. The metallic permeation barrier enables permanent protection of sensitive media and the environment. In addition, the electrical properties also provide the possibility of detecting the pipe.

Product Benefits | Product Structure

- Impermeable piping system, approved for installation in contaminated soils and soils susceptible to contamination (KIWA-certified)
- Installation of potable water and wastewater systems possible in one single route with reduced installation clearance between them
- The special additional protective layer ensures installation of the pressure pipe without any damages in trenchless pipe-laying.



Installation Options




permeation protection; even of trenchless installed pipes



laying of pipe bundles with wastewater and potable water in one single route



black-box installations such as horizontal directional drilling, burstlining, relining and soil displacement




open trench installation without sandbed, ploughing and milling



open trench installation in sandbed

System Technology | Moulded Parts according to Pressure



egeplast offers complete piping systems: pipes for every application as well as harmonised components and solutions for special installation applications or functional requirements.

Contact us!

At a glance

Application	House connection pipes supply and sewage pipes transport pipes industrial piping systems
Target groups	Utility and disposal companies industrial companies construction companies
Dimension	OD 25 - 1,600 mm
Medium	Potable water wastewater industrial media
Material	Core pipe, calibrated and signed, of PE 100-RC (resistance to crack) Protective layer of modified Polyethylene PEplus
SDR	SDR 17.6 - SDR 7.4 (others on request)
Connection technology	Butt welding electrofusion mechanical joints
Approvals/Standards	DIN 8074/75; EN 12201; DVGW GW 335-A2; PAS 1075; KIWA BRL-K17101

Variants

The SLA® Barrier Pipe system can be tailor-made for different applications by intelligent multilayer design or by various material combinations.



Forms of Delivery



Additional Documents



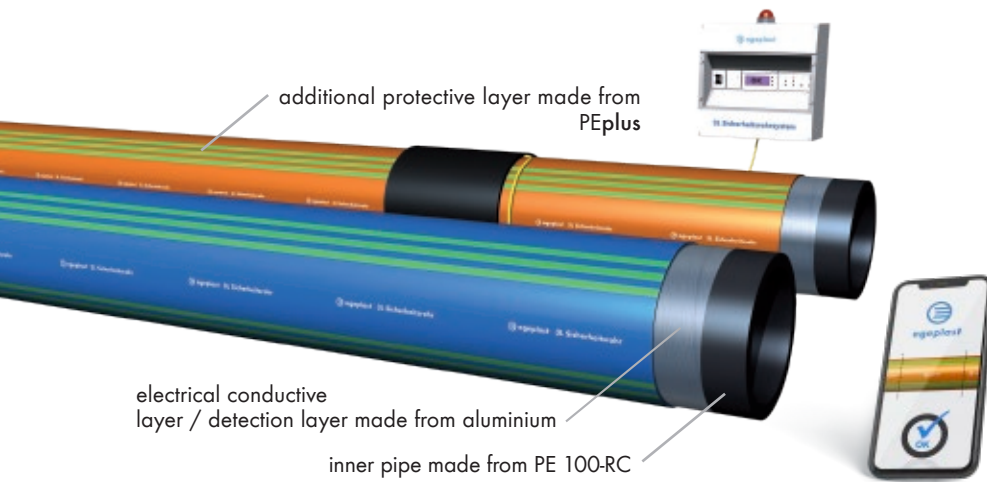
SLA® Barrier Pipe Brochure

SLA® Barrier Pipe Processing Guidelines

Project Reports

3L Leak Control

Continuous Monitoring for environmental Protection

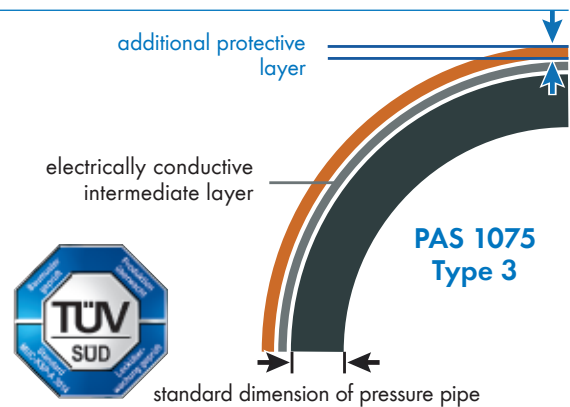


Brief Description

The 3L Leak Control system provides a 100% leakage monitoring for soil and water protection. A monitoring unit connected to the pipe emits an alarm even by the smallest damage to the pipe. Messages will be sent directly to the control centre or to the smartphone. It can automatically switch off connected pump systems, thus preventing disasters reliably and at an early stage.

Product Benefits | Product Structure

- Permanent monitoring of the pipeline, exact detection of leakages
- Cost-saving compared to conventional double containment systems
- A piping system for open construction and trenchless installation (both for new constructions and rehabilitations)
- Safe welding connections according to DVS 2207
- Fulfils the requirements of continuous leakage monitoring according to ATV-DVWK-A 142 for use in potable water protection zone II with high risk potential



Installation Options



permanent leakage monitoring and damage detection




permeation protection; even of trenchless installed pipes



integrity test after trenchless installation as well as the possibility of permanent detection

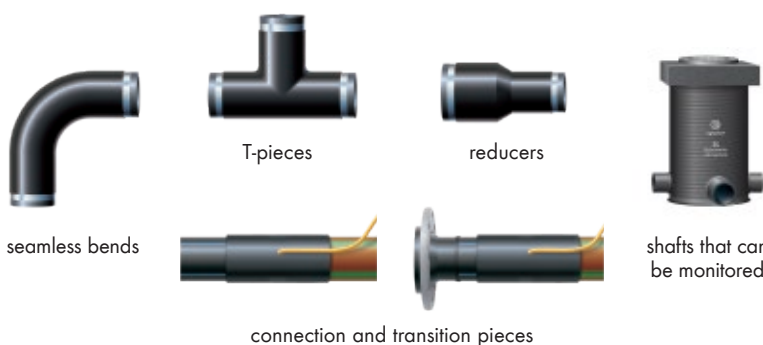


black-box installations such as horizontal directional drilling, bursting, relining and soil displacement



open trench installation without sandbed, ploughing and milling | open trench installation in sandbed

System Technology | Moulded Parts according to Pressure




egeplast offers complete piping systems: pipes for every application as well as harmonised components and solutions for special installation applications or functional requirements.

Contact us!

At a glance

Application	Industrial applications wastewater pressure and gravity pipes transport pipes
Target groups	Utility and disposal companies industrial companies construction companies
Dimension	OD 25 - 1,600 mm
Medium	Potable water wastewater industrial media
Material	Core pipe, calibrated and signed, of PE 100-RC (resistance to crack) Protective layer of modified Polyethylene PEplus
SDR	SDR 17.6 - SDR 7.4 (others on request)
Connection technology	Butt welding electrofusion
Approvals/Standards	DIN 8074/75; EN 12201; EN 1555; DVGW GW 335-A2; PAS 1075; TÜV Süd: MUC-KSP-A3014

Variants



Flexible choice of material for special requirements

Requirements vary significantly in particular for industrial applications. For higher requirements on temperature, pressure and media resistance, we provide individual solutions by offering other high-performance plastic material, e.g. PP-R or PA for the core pipe.

Forms of Delivery



Coil



Drum

Large drum on request



- Straight lengths (6, 12 or 20 m)
- Special lengths up to 30 m
- Prefabrication
- Telescoping for shipment in containers

Additional Documents



3L Leak Control Brochure



3L Leak Control Remote Maintenance



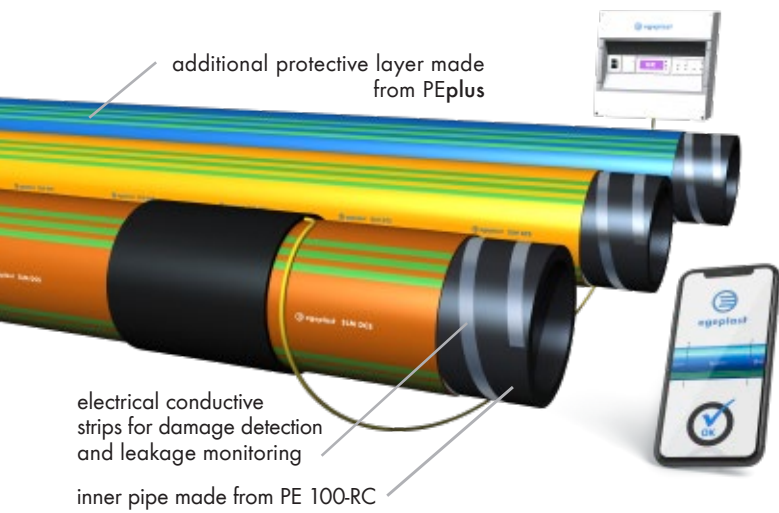
3L Leak Control Processing Guidelines



Project Reports

SLM® DCS

Early warning System for the Protection of Critical Infrastructure

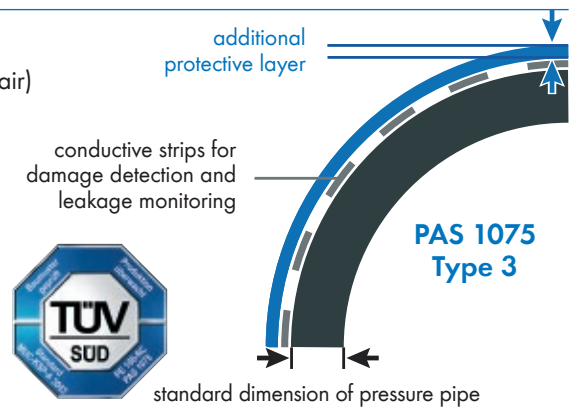


Brief Description


The egeplast SLM® DCS Pipe system allows for early detection of any damage to the pipeline - even before a leak occurs (**D**amage **C**ontrol **S**ystem). Monitoring for damages can be performed permanently or intermittently. It allows for monitoring either automatically at previously defined intervals or if any damage is suspected. The system has been designed to subsequently locate any damage with to-the-meter accuracy. The system allows for monitoring the intactness of the pipe system during operation and to reliably localize any potential damage. Drinking water, waste water as well as gas are safeguarded throughout the entire service life of the pipeline. Any loss resulting from leakages is reliably avoided.

Product Benefits | Product Structure

- Reliable information on the condition of the pipeline
- Possibility to take action immediately (damage localisation and repair)
- Prevention of loss of water or gas and avoidance of consequential damages
- Avoidance of contamination of the soil
- Minimisation of operator's risk
- Rendering regular pipeline checks redundant
- Complements measuring devices and expands the scope of options for damage localisations



Installation Options



permanent or discontinuous leakage monitoring




damage and leakage detection



Integrity test after trenchless installation



black-box installations such as horizontal directional drilling, burstlining, relining and soil displacement



Open trench installation without sandbed, ploughing and milling | open trench installation in sandbed

System Technology | Moulded Parts according to Pressure



egeplast offers complete piping systems: pipes for every application as well as harmonised components and solutions for special installation applications or functional requirements.

Contact us!

At a glance

Application	Supply and sewage pipes transport pipes industrial piping systems
Target groups	Utility and disposal companies industrial companies construction companies
Dimension	OD 25 – 630 mm
Medium	Potable water wastewater gas industrial media
Material	Core pipe made from PE100-RC (resistance to crack) Protective layer of modified Polyethylene PEplus
SDR	SDR 17.6 – SDR 7.4 (others on request)
Connection technology	Butt welding electrofusion
Approvals/Standards	DIN EN 12201, DIN EN 1555, PAS 1075 Type 3, DVGW GW 335-A2

Forms of Delivery



Coil



Drum
Large drum on request



- Straight lengths (6, 12 or 20 m)
- Special lengths up to 30 m
- Prefabrication
- Telescoping for shipment in containers

Additional Documents



SLM® DCS
Flyer




SLM® DCS
Processing
Guidelines



SLM® DCS
Project Reports

Standard pipes

Piping systems made of PE 100 or PE 100-RC



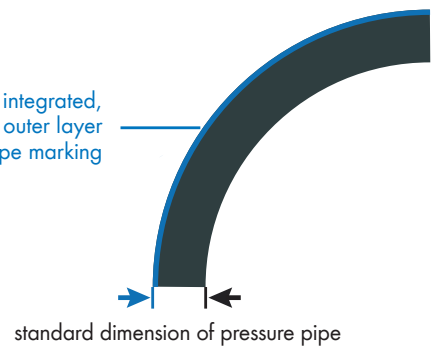
Brief Description

The egeplast standard piping systems are made of PE 100 or PE 100-RC. They can be supplied in several designs as e.g. with stripes or with an outer layer, dimensionally integrated and coloured, to identify the medium. Depending on the raw material used they are suitable for open trench installation with and/or without sandbed as well as installation by ploughing and milling.


Product Benefits | Product Structure

- Homogenous piping system that includes the pipe, bends, flanges and jointing technology
- In case of PE 100-RC: Reduction of excavation costs as opposed to sandbeds by reusing the excavated soil, shorter construction times, less emissions


dimensionally integrated, coloured outer layer or stripe marking



Installation Options



open trench installation without sandbed, ploughing and milling



open trench installation in sandbed

System Technology | Moulded Parts according to Pressure



T-pieces



elbows



seamless bends



branches



tapping fittings



flange connections



reducers



electrofusion fittings

egeplast offers complete piping systems: pipes for every application as well as harmonised components and solutions for special installation applications or functional requirements.

Contact us!

At a glance

Application	House connection pipes supply and sewage pipes transport pipes industrial piping systems coolant lines
Target groups	Utility and disposal companies industrial companies construction companies
Dimension	OD 25 - 630 mm
Medium	Potable water gas wastewater industrial media
Material	PE 100, PE 100-RC (resistance to crack)
SDR	SDR 33 - SDR 7.4 (others on request)
Connection technology	Butt welding electrofusion mechanical joints
Approvals/Standards	DIN 8074/75; EN 12201; EN 1555; PAS 1075 (RC pipes)
Product limitations	Currently wall thicknesses up to 100 mm available

Variants



Individual Labelling

The egeplast piping systems made of PE 100 or PE 100-RC can be supplied in multiple designs. Special areas of applications, e.g. fire extinguishing pipes, can also be distinctly colour-coded. From OD 630 mm egeplast can provide colour-coded stripe marking according to specification.

Forms of Delivery



Coil



Drum
Large drum on request



- Straight lengths (6, 12 or 20 m)
- Special lengths up to 30 m
- Prefabrication
- Telescoping for shipment in containers

Additional Documents



Project Reports

egeXXL

Large Piping System up to 1,600 mm

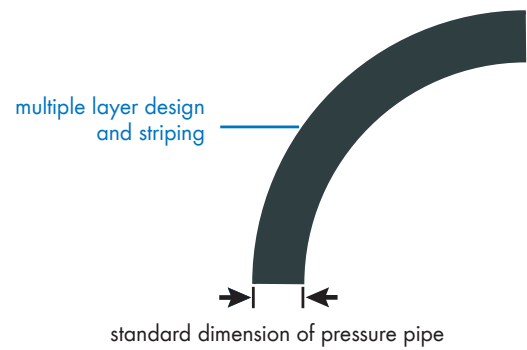


Brief Description

PE pipes also offer advantages in large dimensions, such as secure welded connections. An extensive range of moulded parts made from PE 100 allows construction of transport pipelines with homogeneous materials.

Product Benefits | Product Structure

- A piping system made from homogenous materials, that includes the pipe, bends, flanges and jointing technology designed for their application
- A piping system for installation of new pipes and rehabilitation, for open trench and trenchless installation
- Colour-coded stripes possible for labelling the media



Installation Options



PE reduction technique



open trench installation in sandbed



sea installation

System Technology | Moulded Parts according to Pressure



egeplast offers complete piping systems: pipes for every application as well as harmonised components and solutions for special installation applications or functional requirements.


Contact us!



At a glance

Application	Transport supply pipes wastewater coolant lines pipes for industrial media
Target groups	Utility and disposal companies industrial companies construction companies
Dimension	OD 710 – 1,600 mm
Medium	Potable water gas wastewater industrial media
Material	PE 100, PE 100-RC (resistance to crack)
SDR	SDR 33 – SDR 11 (others on request)
Connection technology	Butt welding electrofusion mechanical joints
Approvals/Standards	DIN 8074/75; EN 12201; EN 1555

Variants



egeXXL – Multilayer Variants

We offer large pipes with an OD of up to 1,600 mm for trenchless installation or with functional intermediate layers.

For higher demands we provide egeXXL-pipes of other materials, e.g. Polypropylene.

Forms of Delivery



- Straight lengths (6, 12 or 20 m)
- Special lengths up to 30 m
- Prefabrication


Additional Documents



Project Reports

egeMDR

Axially force locked Spigot and Socket PE Pipe System




Brief Description

egeMDR is a pressure piping system of polyethylene with an axially force locked spigot.

It offers short installation and processing times at full pressure resistance. In addition, installation can take place independent of temperature and weather.

Product Benefits | Product Structure


- No welder training necessary
- Short installation and processing times
- Axially force locking, no need for thrust blocks
- Installation with residual water in the pipe possible



Installation Options



open trench installation without sandbed



open trench installation in sandbed

System Technology | Moulded Parts according to Pressure



bends with socket



T-pieces with socket



flanged sockets



double couplers and repair couplers

egeplast offers complete piping systems: pipes for every application as well as harmonised components and solutions for special installation applications or functional requirements.


Contact us!



At a glance

Application	Supply pipes transport pipes
Target groups	Utility companies industrial companies construction companies
Dimension	OD 90 – 450 mm
Medium	Potable water
Material	PE 100-RC (resistance to crack)
SDR	SDR 17 / SDR 11
Connection technology	Axially force locked spigot and socket system
Approvals/Standards	Pipe DVGW-certified / socket DVGW-certified; DIN 8074/75; DIN EN 12201; DVGW GW 335 A2 / B3
Product limitations	Currently only approved for liquid media

Variants



Customised spigot and socket system

The egeMDR is also available with protective layer as well as for other areas of applications, e.g. sewage.


You will find either slotted or perforated variants under the title "Pressureless Piping Systems – egeDrain".

Forms of Delivery



- Straight lengths (6, 12 or 20 m), Special lengths up to 30 m
- Pipe lengths prepared and chamfered in the area of the spigot end (in factory)

Additional Documents



egeMDR
Processing
Guidelines




Project Reports



egeMDR
Brochure

Customized Solutions

Tailor-made Piping Systems – Individually adjusted to the Application




Brief Description

The applications in industry are diverse and make different demands on a piping system depending on the field of activity. Abrasion-resistance, chemical resistance, protection from static charge, the desire for permanent monitoring of the systems or increased pressure resistance: The characteristics of egeplast pipes for the industry can be individually combined for the respective intended purpose. For complete industrial piping systems, pipelines and suitable moulded parts, such as bends, T-pieces etc. are available at egeplast.

Product Benefits | Product Structure

- Combination of proven system functions available
- Can be welded
- High durability
- High flexibility and ductility
- High chemical resistance



to be designed individually


Installation Options



black-box installations such as horizontal directional drilling, burstlining, relining and soil displacement



open trench installation in sandbed



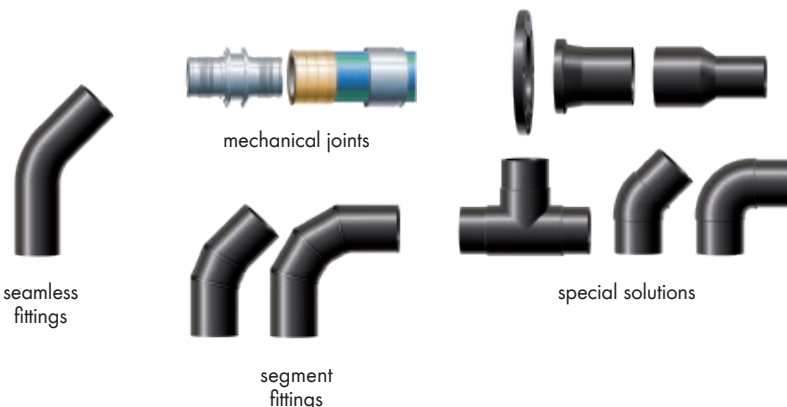
aboveground installation – terrain –



inhouse installations

The Installation options depend on the selected pipe system.

System Technology | Moulded Parts according to Pressure



egeplast offers complete piping systems: pipes for every application as well as harmonised components and solutions for special installation applications or functional requirements.

Contact us!

At a glance

Layer
1

Media Pipe

The media pipe is adjusted to the application. It can be provided with abrasion-resistant inner layers, on request made of special, temperature-resistant PE for the transmission of hot media until max. 95 °C or for protection of static charge.

Choice of materials for the media pipe



A For applications in the high pressure area operating pressures up to 32 bar can be realised on the basis of a HexelOne® high pressure pipe.

B Chemically resistant inner layers are possible for transport of aggressive media.

Layer
2

Strengthening layer

e.g. increased pressure resistance by means of a middle layer of stretched PE 100 or fibres

Layer
3

Co-extruded intermediate layer/outer layer

e.g. can also be used as indicator layer; on request possible as abrasion-resistant outer layer or also as white outer layer to reduce warming-up by means of solar radiation

Layer
4

Metallic layer

e.g. permeation-tight aluminium barrier layer for protection against chemicals or for performance of an integrity test and/or permanent monitoring of the pipeline

Layer
5

Abrasion-resistant protective layer

for protection of outer damage



Forms of Delivery



Coil



Drum
Large drum on request



- Straight lengths (6, 12 or 20 m)
- Special lengths up to 30 m
- Prefabrication
- Telescoping for shipment in containers

Components and Moulded Parts according to Specifications

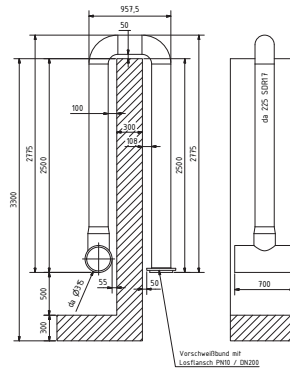


Brief Description

egeplast offers segmented moulded parts, manufactured from piping, also designed according to the pressure class and requirements. All moulded parts can be delivered in the desired function (SLA®, DCT, 3L, or similar). Entire assemblies, consisting of pipe and/or moulded parts, can be designed and prefabricated according to customer specifications, in order to facilitate your work at the jobsite.

Product Benefits | Customized Product Designs

- Individually manufactured moulded parts and assemblies, design according to customer measurement
- Welding performed at the factory
- Interchanging of design drawings for approval
- Time-saving at the jobsite due to prefabrication



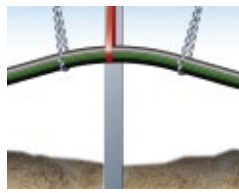
Installation Options




open trench installation in sandbed



aboveground installation - suspension -



aboveground installation - conveyor pipes -



aboveground installation - terrain -



inhouse installations

System Technology | According to Pressure Class and segmented Moulded Parts and Assemblies



seamless fittings



segment fittings




special solutions

egeplast offers complete piping systems: pipes for every application as well as harmonised components and solutions for special installation applications or functional requirements.

Contact us!

Examples



1. Welding egeFit® in the manufacture of egeplast moulded parts **2.** Special moulded part branch 45°, flanged; OD 630 mm **3.** SLA® Barrier Pipe System Components **4.** egeFit® segment elbows **5.** PE 100 swan-neck bends OD 800 mm with V-flange and loose-type flange according to customer specifications **6.** PE 100-T-piece according to Pressure Class with one-sided reduced passage and segment elbow at outflow **7.** PE 100-T-piece weld construction with special flange connections and flange connector with loose-type flange **8.** Special flange connection OD 355 mm; SDR 13,6; DN 300; PN 10 drilled **9.** PE 100 segment elbow angled at three levels according to customer specifications

Service

Please allow our sales staff or the staff in Application Technology to explain to you exactly what the benefits of egeplast products are - and how these solutions can assist your business achieve more investment security.

 Register for the egeplast newsletter 



Consulting in Project Planning



Online Planning Aid, free of charge



 webkalkulator.egeplast.de

Provision of Tender Documents



Support during Construction Work on Site



 www.egeplast.de/xperteye

Rental of Welding Machinery and Clamping Jaws, Accessories



Seminars



- individual Training in our Training Centre
Greven as well as On Site
- and much more (current events at www.egeplast.eu)

Notes

The information in this document are according to the state-of-the-art at the time of compilation. No claim is asserted for accuracy or completeness and are for the purposes of training and consulting. No liability can be derived from them. Amendments are reserved. Our Customer Service will be happy to answer any questions, e.g. with regard to the installation and the application of our products.

Publisher:
egeplast international GmbH

Issue:
February 2026

Telephone: +49 2575 9710-0
Fax: +49 2575 9710-110
E-mail: info@egeplast.de

We would like to point out that warranty shall cease to apply if and as far as the information in this document is not followed closely with regard to proper installation and processing as well as proper application of our products. Corresponding safety regulations as well as the currently valid standards, guidelines and rules as well as additional relevant provisions must be complied with.

Our respective current General Terms and Conditions which you will find on our website www.egeplast.de shall apply exclusively.

Any reproduction or duplication of this document, even in part, shall require prior approval of egeplast international GmbH.



egeplast

egeplast international GmbH

Tel.: +49 2575 9710-0 | Fax: +49 2575 9710-110
Robert-Bosch-Straße 7 | 48268 Greven, Germany
info@egeplast.de | www.egeplast.eu

