

Pipe Systems safeguarding future Generations

Product Range



egeplast

egeplast – Pipe Systems safeguarding future Generations

egeplast is a highly innovative manufacturer of plastic piping systems and has been setting the standards for decades. Customers in over 30 countries rely fully on quality products and consulting solutions from egeplast.

Our customers include some of the largest and most demanding utility companies and grid operators worldwide.



Head Office and production location is Greven/Germany



Dr.-Ing. Thorsten Späth, Head of Product Management, and
Dr.-Ing. Michael Stranz, Head of New Product Development



The product range offers a solution for almost every challenge of our customers. The focus is mainly on intelligent piping systems for modern trenchless installation and rehabilitation techniques. The products provide our customers with maximum investment security. egeplast piping systems are future-proof.

Research and development have a tradition at egeplast. Thus, the company is renowned as an innovation hub for multi-layer pipes. The technological leadership covers more than 60 patents for products and manufacturing processes. Worldwide leading machinery manufacturers for plastics, like Krauss Maffei Berstorff and Battenfeld Cincinnati rank among the licence holders of egeplast.

Founded in 1908 by Engelbert Gröter, egeplast is still family-owned in the fourth generation and managed by its owners. The initials of the founder can be found in the company name. Highly qualified and motivated employees are devoted to our customers on a daily basis.

Head office and production location is Greven/Germany. This is where egeplast operates the most modern factory for polymer piping systems in Europe. We develop tailor-made solutions with our customers in a separate technology center.

[We would like to invite you find out more about our Company and look forward to meeting you.](#)

Table of Contents

Pressure Piping Systems

For trenchless Installation

- 

 - **SLM® 3.0** – Protective Piping System for damage-free Installation 6
- 

 - **SLM® DCT** – Protective Piping System with integrated Quality Test and Detection Possibility 8
- 

 - **egeLiner®** – factory-folded PE Pipes for Close-fit-lining 10

For High Pressure Applications

- 



 - **HexelOne® SLM** – made from PE, for operating Pressures up to 30 bar 12

Impermeable Piping System







- 

 - **SLA® Barrier Pipe** – impermeable to protect Potable Water and the Environment 14

Monitored Piping System

- 

 - **3L Leak Control** – permanently monitored; finds and reports Damages 16

For open Trench Installation

- 

 - **90 10® RC^{plus}** – economical because of abstaining from the use of Sandbeds..... 18
- 

 - **egeXXL** – Large Piping System up to 1,600 mm 20
- 

 - **egeMDR** – axially force locked Spigot and Socket PE Pipe System 22

Multi-service Solutions

- 





 - **egeHome** – enables the simultaneous Installation of House Connections (Gas/Water) and a Conduit for fibre-optic Cables 24

For the Transport of various Media



- 

 - **egeIndustry** – made from PE 100 / PE 100-RC 26





For the Transport of solid Substances

- 

 - **egeSlurry®** – for abrasive Media 28
- 

 - **egeStatic** – to divert electrostatic Charges.. 30

For increased Media Temperatures

- 

 - **egeTherm High-T** – for increased Media Temperatures up to 95 °C 32

Customized Solutions



- 

 - **Tailor-made** – individually adjusted to the Application..... 34
- 

 - **egeFit®** – Components and Fittings according to Specifications / Drawing 36

Non-pressurized Piping Systems


For trenchless Installation

- 
 - **egeReline PP** – for Long Pipe Relining of old Sewers 38
- 
 - **egeModul PP** – Short Pipe Modules for Rehabilitation of older Sewers by Burst-lining and TIP Techniques 40
- 
 - **egeModul PE** – Short Pipe Modules for Rehabilitation of older Sewers by Relining 42

For open Trench Installation

- 
 - **egeDuct® Sewer Piping System**
– Spigot and Socket System made from filler-free PP 44
- 
 - **egeFuse® / SL® Sewer Piping System**
– welded PE System; with integrated Welding Technology (egeFuse®) 46

Slotted Piping Systems






- 
 - **egeDrain** – Seepage Pipes for Collection and Drainage 48

Piping Systems for Cable Protection Applications








For Power

- 
 - **ege-com® Macroduct High-T PE**
– made from Polyethylene for High and extra High Voltage Cables up to 380 kV, weldable... 50
- 
 - **ege-com® Macroduct High-T PP**
– made from Polypropylene for High and extra High Voltage Cables up to 380 kV, pluggable ... 52
- 
 - **ege-com® Macroduct Protective Pipe**
– for Power Cables in the medium-voltage Range 54

For Telecommunication


- 
 - **ege-com® Microduct Multi** – Pipe Bundle System made of ege-com® Microducts 56
- 
 - **ege-com® Microduct Multi protec**
– Pipe Bundle System made of ege-com® Microducts for trenchless and sandbed free Installation 58
- 
 - **ege-com® Microduct LSOH** – flame retarded; for Inhouse Applications 60
- 
 - **ege-com® Macroduct Multi-M, -S and -L** – Pipe Bundle System made of ege-com® Macroducts 62
- 
 - **ege-com® Multi-fit-Sealing (MfS)**
– For Sealing of used and unused ege-com® Micro- and Macroducts 64

Applications

						 for the Rehabilitation of Pipelines
Potable Water	Gas	Sewage	Industry	Power	Telecommunication	

SLM® 3.0

Protective Piping System for damage-free Installation




Brief Description

SLM® 3.0 piping system is a patented, multi-layered protective piping system of the latest generation. When installed by means of alternative installation techniques, the protective pipe ensures the grid operator longevity and efficiency. Engineering offices and contractors verify flawless planning with this piping system.

Product Benefits | Product Structure

- The additional protective layer (wearing surface) enables damage-free installation of the new pressure pipe.
- Welding according to DVS standards: butt welding without cut-back is possible, tapping on undamaged pressure pipe
- Trenchless installation techniques are possible without shortening the durability due to damages or reduction of the safety factor.
- One piping system for all installation techniques (open trench and trenchless installation)



Installation Options



black-box installations such as horizontal directional drilling, burstlining, relining and soil displacement



open trench installation without sandbed, ploughing and milling



open trench installation in sandbed

System Technology | Moulded Parts according to Pressure



T-pieces



elbows



seamless bends



branches



tapping fittings



flange connections



reducers



electrofusion fittings

egeplast offers complete piping systems: pipes for every application as well as harmonised components and solutions for special installation applications or functional requirements.

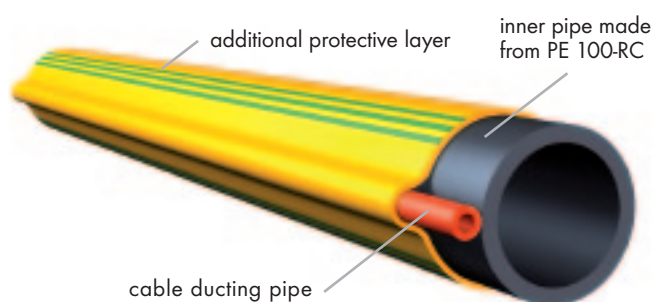
Contact us!



At a glance

Application	House connection pipes supply and sewage pipes transport pipes industrial piping systems
Target groups	Utility and disposal companies industrial companies construction companies
Dimension	OD 25 – 1,600 mm
Medium	Potable water gas wastewater industrial media
Material	Core pipe, calibrated and signed, of PE 100-RC (resistance to crack) Protective layer of modified Polyethylene PEplus
SDR	SDR 17.6 – SDR 7.4 (others on request)
Connection technology	Butt welding electrofusion mechanical joints
Approvals/Standards	DIN 8074/75; EN 12201; EN 1555; DVGW GW 335-A2; PAS 1075
Product limitations	Pressure up to PN 16 for water and PN 10 for gas; For operating pressures beyond that see HexelOne® SLM

Variants




SLM® KKS

The SLM® KKS pipe is a pressure pipe of PE 100-RC with additional protective layer and integrated cable conduit between inner pipe and protective layer. It allows a cable to be pulled through as an electrical conductor to bridge the cathode current. In this way pipes with cathodic protection can be reconstructed trenchlessly, without having to separate the remainder of the older pipes from cathodic corrosion protection.

Forms of Delivery




Coil



Drum

Large drum on request




- Straight lengths (6, 12 or 20 m)
- Special lengths up to 30 m
- Prefabrication
- Telescoping for shipment in containers

Additional Documents



SLM® 3.0
Brochure



SLM® 3.0
Installation
Guidelines



Welding Tables



Project Reports



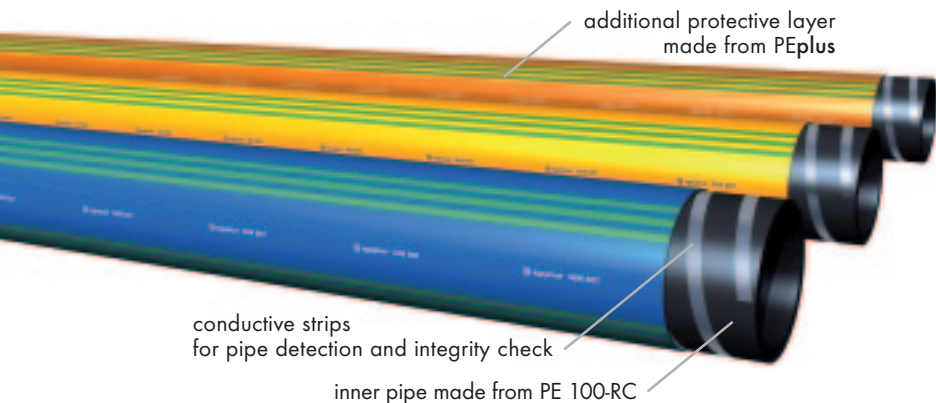
Price Lists



Guidelines for
Decision-makers

SLM® DCT

Piping System with integrated Quality Test for trenchless Installation

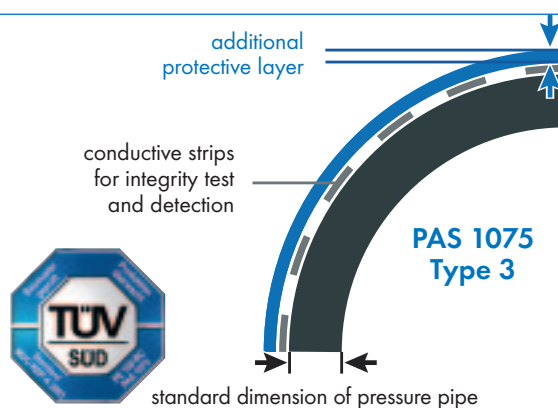


Brief Description

SLM® DCT is a piping system of PE 100-RC with additional protective layer and integrated conductive strips. These enable testing of the piping system for integrity directly after installation and a localization of a possible damage. In addition, they offer the possibility of permanent detection of the installed pipe system.

Product Benefits | Product Structure

- Integrity test of the piping systems for acceptance of the construction work
- Increased safety during operation
- Permanent detection
- Trenchless installation techniques are possible without shortening the lifetime through damage or reduction of the safety factor.



Installation Options



integrity test after trenchless installation as well as the possibility of permanent detection



black-box installations such as horizontal directional drilling, burstlining, relining and soil displacement



open trench installation without sandbed, ploughing and milling



open trench installation in sandbed

System Technology | Moulded Parts according to Pressure



tapping fittings



electrofusion fittings



seamless bends



T-pieces



reducers



connection and transition pieces

egeplast offers complete piping systems: pipes for every application as well as harmonised components and solutions for special installation applications or functional requirements.


Contact us!



At a glance

Application	House connection pipes supply and sewage pipes transport pipes industrial piping systems
Target groups	Utility and disposal companies industrial companies construction companies
Dimension	OD 25 – 1,600 mm
Medium	Potable water gas wastewater industrial media
Material	Core pipe, calibrated and signed, of PE 100-RC (resistance to crack) Protective layer of modified Polyethylene PEplus
SDR	SDR 17.6 – SDR 7.4 (others on request)
Connection technology	Butt welding electrofusion mechanical joints
Approvals/Standards	DIN 8074/75; EN 12201; EN 1555; DVGW GW 335-A2; PAS 1075
Product limitations	Pressure up to PN 16 for water and PN 10 for gas; For operating pressures beyond that see HexelOne® DCT

Variants




SLM® OD

egeplast manufactures order-related protective-layer pipes with integrated detection wire.

Forms of Delivery




Coil



Drum

Large drum on request



- Straight lengths (6, 12 or 20 m)
- Special lengths up to 30 m
- Prefabrication
- Telescoping for shipment in containers


Additional Documents



SLM® DCT
Installation
Guidelines




Project Reports



Price Lists



Guidelines for
Decision-makers



Brief Description

egeLiner® is a polyethylene pipe for limited spaces at the jobsite. It is deformed and folded by means of a special thermomechanical treatment during manufacture. Long lengths, even with larger dimensions, can be wound on to drums due to the reduced cross-section. For the redeformation process, the egeLiner® is warmed up with steam after installation. The memory effect activated in this way causes the PE pipe to regain its original round form. The new pipe now lies as a static independent pipe, close-fit against the old pipe.

Product Benefits | Product Structure

- Minimum space requirement for the job site
- Little interference in road traffic (traffic can flow almost unobstructed)
- Lower excavation costs due to pulling the pipe in via excavation pits or existing shafts
- Statically sustainable piping system
- Obtains hydraulic capacity by means of very little loss of cross-section and reduction of the wall surface roughness
- DVGW certified



prior to steaming



after steaming

Installation Options



close-fit lining

System Technology | Moulded Parts according to Pressure



T-pieces



elbows



seamless bends



branches



tapping fittings



flange connections



reducers



electrofusion fittings

egeplast offers complete piping systems: pipes for every application as well as harmonised components and solutions for special installation applications or functional requirements.

Contact us!



At a glance

Application	Rehabilitation of pressure pipes
Target groups	Utility and disposal companies industrial companies construction companies
Dimension	OD 100 – 450 mm
Medium	Potable water gas wastewater industrial media
Material	PE 100, PE 100-RC (resistance to crack)
SDR	SDR 26 SDR 17.6 SDR 17
Connection technology	Butt welding electrofusion mechanical joints
Approvals/Standards	Following DVGW GW 335-A2; INSTA SBC EN ISO 11298 (Nordic Polymark) EN ISO 11297 EN ISO 11298 EN ISO 11299
Product limitations	Pressure up to PN 10 for water


Variants



egelineer® High-T

egeplast offers, in particular for industrial applications or the use as protective pipe system for high and extra high voltage cables, the egelineer® High-T for higher media temperatures. Specially developed PE materials enable permanent operation at temperatures of up to 70°C.

Forms of Delivery



- Special drum
- Length according to dimension

Additional Documents




egelineer®
Brochure



Project Reports

HexelOne® SLM

High Pressure PE Piping System

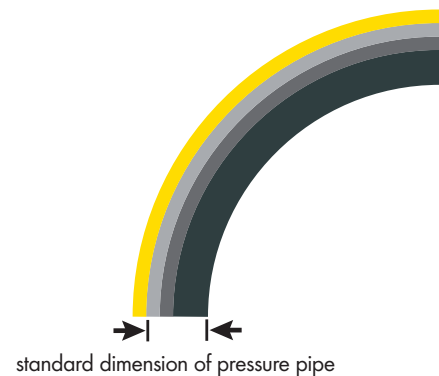


Brief Description

egeplast HexelOne® SLM pipe is a self-reinforced high pressure pipe, a mono-composite only from polyethylene. This reinforcement enables new areas of application in the "raised pressure" area, in other words, operating pressures above applications previously covered using PE pipes. The reason: It indicates twice as high a strength compared to the previous PE pipes.

Product Benefits | Product Structure

- Permissible operating pressures of 30 bar for water and 16 bar for gas
- Can also be installed trenchless due to protective layer and inner layer of PE 100-RC
- Less connections due to delivery lengths up to 145 m
- Combination of weldings according to DVS: butt welding and electrofusion welding
- 100% recyclable
- DVGW certified



Installation Options




black-box installation like horizontal directional drilling



open trench installation without sandbed, ploughing and milling

System Technology | Moulded Parts according to Pressure



For your project egeplast offers a range of HexelPress® fittings for installation on site by means of a hydraulic pressing tool as well as a range of HexelPress® fittings pre-fitted with a HexelOne® pipe spigot for jointing by means of a combination welding on site. Fittings are made of steel (suitable for gas application) respectively stainless steel (suitable for water and gas application). Contact us!




At a glance

Application	Supply and sewage pipes transport pipes industrial piping systems
Target groups	Utility and disposal companies industrial companies construction companies
Dimension	OD 90 – 160 mm (further dimensions up to 630 mm on request)
Medium	Potable water gas wastewater industrial media
Material	Inner layer PE 100-RC (resistance to crack) PE 100
SDR	SDR 11
Connection technology	Combination of butt welding and electrofusion mechanical joints
Approvals/Standards	DVGW Certification (Potable water: d 90 mm to d 125 mm for the pressure range 30 bar Gas: d 90 mm to d 160 mm for the pressure range 16 bar); DIN 8074; EN 12201; EN 1555; PAS 1075
Product limitations	OD 160 mm (for water) only up to 25 bar

Variants


HexelOne®

As an alternative HexelOne® pipes are also available without protective layer for open trench installation in sandbeds. Designs with metallic layers, such as DCT-, SLA® or 3L safety pipe versions are also possible.



HexelOne® XXXL


for dimensions > 630 mm




Forms of Delivery



Coil



Drum



- Straight lengths (12 m)
- Special lengths on request
- Prefabrication
- Telescoping for shipment in containers

Additional Documents



HexelOne®
Product Range



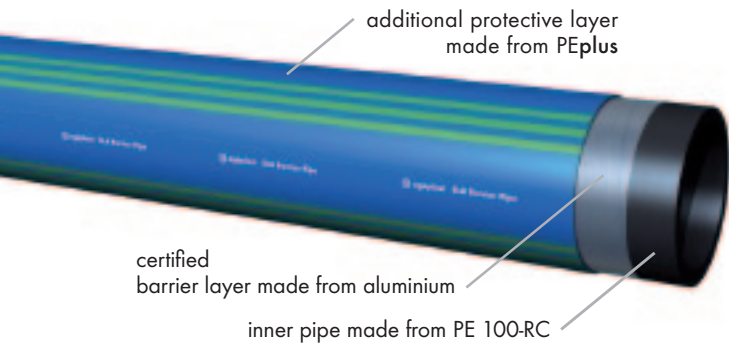
HexelOne®
Installation
Guidelines



Project Reports

SLA® Barrier Pipe

Impermeable to protect Potable Water and the Environment

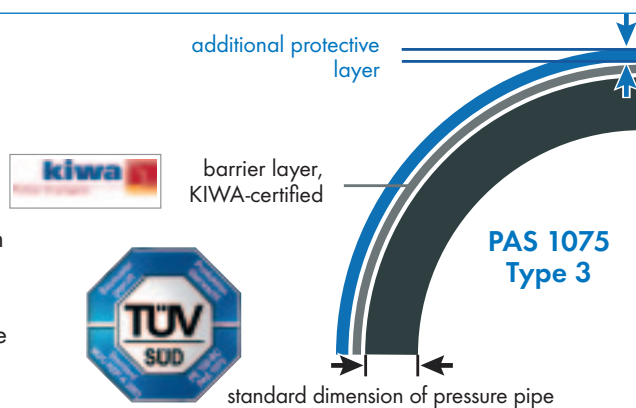


Brief Description

The SLA® Barrier Pipe system reliably prevents the permeation of pollutants. The metallic permeation barrier enables permanent protection of sensitive media and the environment. In addition the electrical properties also provide the possibility of detecting the pipe and an integrity check after installation.

Product Benefits | Product Structure

- Impermeable piping system, approved for installation in contaminated soils and soils susceptible to contamination (KIWA-certified)
- Installation of potable water and wastewater systems possible in one single route with reduced installation clearance between them
- The special additional protective layer ensures installation of the pressure pipe without any damages in trenchless pipe-laying.
- Integrity testing of the piping system for acceptance of the construction work



Installation Options



permeation protection; even of trenchless installed pipes




laying of pipe bundles with wastewater and potable water in one single route



integrity test after trenchless installation as well as the possibility of permanent detection




black-box installations such as horizontal directional drilling, burstlining, relining and soil displacement



open trench installation without sandbed, ploughing and milling | open trench installation in sandbed

System Technology | Moulded Parts according to Pressure



egeplast offers complete piping systems: pipes for every application as well as harmonised components and solutions for special installation applications or functional requirements.

Contact us!




At a glance

Application	House connection pipes supply and sewage pipes transport pipes industrial piping systems
Target groups	Utility and disposal companies industrial companies construction companies
Dimension	OD 25 – 630 mm
Medium	Potable water gas wastewater industrial media
Material	Core pipe, calibrated and signed, of PE 100-RC (resistance to crack) Protective layer of modified Polyethylene PEplus
SDR	SDR 17.6 – SDR 7.4 (others on request)
Connection technology	Butt welding electrofusion mechanical joints
Approvals/Standards	DIN 8074/75; EN 12201; EN 1555; DVGW GW 335-A2; PAS 1075; KIWA BRL-K17101
Product limitations	Pressure up to PN 16 for water; For operating pressures beyond that see HexelOne® SLA

Variants

The SLA® Barrier Pipe system can be tailor-made for different applications by intelligent multilayer design or by various material combinations.

gas and wastewater pipes



industrial pipes with pressure-bearing inner pipe of PP-R




industrial pipes with media-resistant pressure pipe and barrier layer



Forms of Delivery




Coil



Drum

Large drum on request




- Straight lengths (6, 12 or 20 m)
- Special lengths up to 30 m
- Prefabrication
- Telescoping for shipment in containers

Additional Documents



SLA® Barrier Pipe
Brochure



SLA® Barrier Pipe
Installation
Guidelines



Project Reports



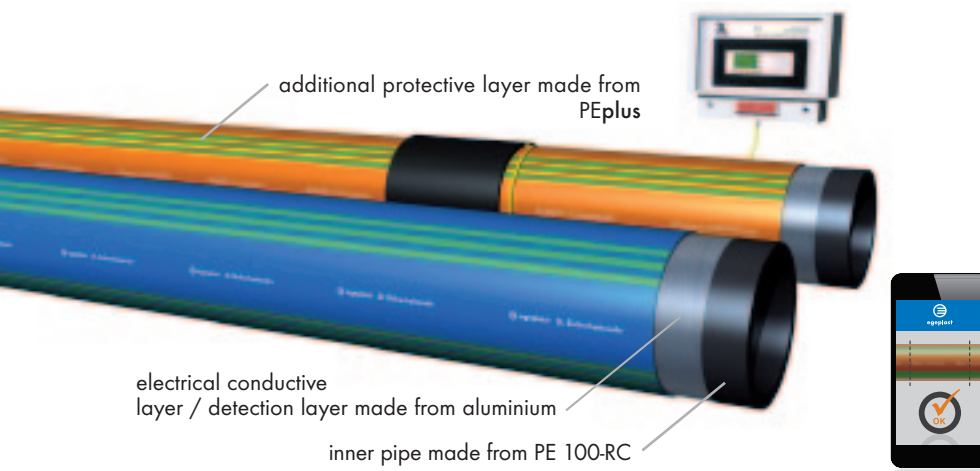
Price Lists



Guidelines for
Decision-makers

3L Leak Control

Permanently monitored Piping System that finds and reports Damages

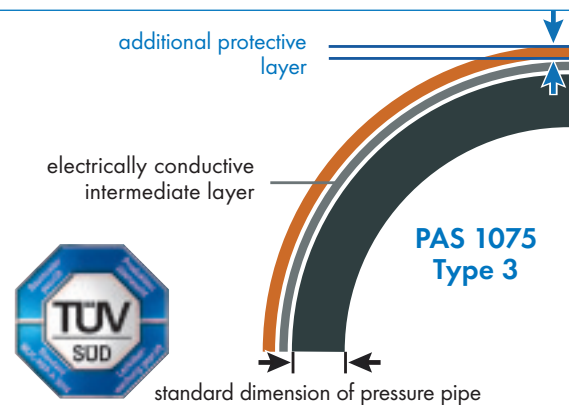


Brief Description


The 3L Leak Control system provides a 100% leakage monitoring for soil and water protection. A monitoring unit connected to the pipe emits an alarm even by the smallest damage to the pipe. Messages will be sent directly to the control centre or to the smartphone. It can automatically switch off connected pump systems, thus preventing disasters reliably and at an early stage.

Product Benefits | Product Structure


- Permanent monitoring of the pipeline, exact detection of leakages
- Cost-saving compared to conventional double containment systems
- A piping system for open construction and trenchless installation (both for new constructions and rehabilitations)
- Safe welding connections according to DVS 2207
- Fulfils the requirements of continuous leakage monitoring according to ATV-DVWK-A 142 for use in potable water protection zone II with high risk potential



Installation Options



permanent leakage monitoring and damage detection




permeation protection; even of trenchless installed pipes



integrity test after trenchless installation as well as the possibility of permanent detection




black-box installations such as horizontal directional drilling, burstining, relining and soil displacement



open trench installation without sandbed, ploughing and milling | open trench installation in sandbed

System Technology | Moulded Parts according to Pressure



connection and transition pieces

egeplast offers complete piping systems: pipes for every application as well as harmonised components and solutions for special installation applications or functional requirements.


Contact us!



At a glance

Application	Industrial applications wastewater pressure and gravity pipes house connection and transport pipes
Target groups	Utility and disposal companies industrial companies construction companies
Dimension	OD 25 – 1,600 mm
Medium	Potable water wastewater industrial media
Material	Core pipe, calibrated and signed, of PE 100-RC (resistance to crack) Protective layer of modified Polyethylene PEplus
SDR	SDR 17.6 – SDR 7.4 (others on request)
Connection technology	Butt welding electrofusion
Approvals/Standards	DIN 8074/75; EN 12201; EN 1555; DVGW GW 335-A2; PAS 1075; TÜV Süd: MUC-KSP-A3014
Product limitations	Pressure up to PN 16 for water; For operating pressures beyond that see HexelOne® 3L

Variants




Flexible choice of material for special requirements

Requirements vary significantly in particular for industrial applications. For higher requirements on temperature, pressure and media resistance, we provide individual solutions by offering other high-performance plastic material, e.g. PP-R or PA for the core pipe.

Forms of Delivery




Coil



Drum

Large drum on request



- Straight lengths (6, 12 or 20 m)
- Special lengths up to 30 m
- Prefabrication
- Telescoping for shipment in containers

Additional Documents



3L Leak Control
Brochure



3L Leak Control
Installation
Guidelines




Project Reports



Guidelines for
Decision-makers

90 10® RC^{plus}

Economical because of abstaining from the use of Sandbeds



Brief Description

90 10® RC^{plus} is a piping system of PE 100-RC with stripes or with an outer layer, dimensionally integrated and coloured, to identify the medium. Due to the high resistance of the PE 100-RC-material to stress cracks, a protective pipe bed zone of sand can be avoided without any loss of safety or durability. The 90 10® RC^{plus} is suitable for open trench installation with and without sandbed as well as installation by ploughing and milling.

Product Benefits | Product Structure

- High safety during operation due to the application of materials that are resistant to point loads
- Reduction of excavation costs as opposed to sandbeds by re-using the excavated soil
- Conservation of resources by reduced earth movement, elimination of disposal of spoils
- Shorter construction times, less emissions

dimensionally integrated,
coloured outer layer;
stripe marking optional



PAS 1075
Type
1 or 2

standard dimension of pressure pipe

Installation Options



open trench installation
without sandbed, ploughing
and milling



open trench installation in
sandbed

System Technology | Moulded Parts according to Pressure



T-pieces



elbows



seamless
bends



branches



tapping fittings



flange connections



reducers



electrofusion
fittings

egeplast offers complete piping systems: pipes for every application as well as harmonised components and solutions for special installation applications or functional requirements.

Contact us!



At a glance

Application	House connection pipes supply and sewage pipes transport pipes industrial piping systems
Target groups	Utility and disposal companies industrial companies construction companies
Dimension	OD 25 – 1,600 mm (from OD 630 mm only with stripe marking)
Medium	Potable water gas wastewater industrial media
Material	PE 100-RC (resistance to crack)
SDR	SDR 17.6 – SDR 7.4 (others on request)
Connection technology	Butt welding electrofusion mechanical joints
Approvals/Standards	DIN 8074/75; EN 12201; EN 1555; DVGW GW 335-A2; PAS 1075
Product limitations	Pressure up to PN 16 for water and PN 10 for gas; for operating pressures beyond that see HexelOne®; no trenchless installation: see SLM® 3.0

Variants




Individual Labelling

The egeplast 9010® RC^{plus} has a coloured outer layer that is dimensionally integrated. Other areas of applications, e.g. fire extinguishing pipes, can also be distinctly colour-coded. From OD 630 mm egeplast can provide colour-coded stripe marking according to specification.

Forms of Delivery




Coil




Drum

Large drum on request



- Straight lengths (6, 12 or 20 m)
- Special lengths up to 30 m
- Prefabrication
- Telescoping for shipment in containers


Additional Documents



9010® RC^{plus}
Installation
Guidelines




Project Reports



Price Lists



Guidelines for
Decision-makers

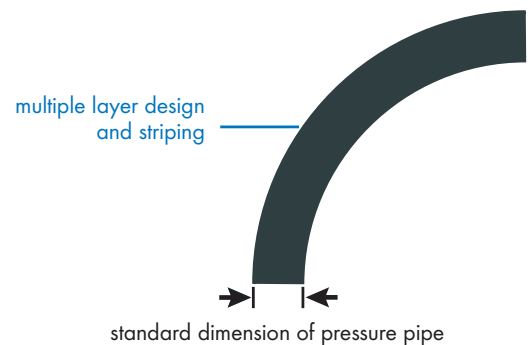


Brief Description

Even the larger dimensions of PE pipes provide benefits, e.g. reliable welded connections. An extensive range of moulded parts made from PE 100 allows construction of transport pipelines with homogeneous materials.

Product Benefits | Product Structure

- A piping system made from homogenous materials, that includes the pipe, bends, flanges and jointing technology designed for their application
- A piping system for installation of new pipes and rehabilitation, for open trench and trenchless installation
- Colour-coded stripes possible for labelling the media



Installation Options



PE reduction technique



open trench installation in sandbed



sea installation

System Technology | Moulded Parts according to Pressure



egeplast offers complete piping systems: pipes for every application as well as harmonised components and solutions for special installation applications or functional requirements.


Contact us!



At a glance

Application	Transport supply pipes wastewater coolant lines pipes for industrial media
Target groups	Utility and disposal companies industrial companies construction companies
Dimension	OD 450 – 1,600 mm
Medium	Potable water gas wastewater industrial media
Material	PE 100, PE 100-RC (resistance to crack)
SDR	SDR 33 – SDR 11 (others on request)
Connection technology	Butt welding electrofusion mechanical joints
Approvals/Standards	DIN 8074/75; EN 12201; EN 1555
Product limitations	Pressure up to PN 16 for water up to OD 1,200 mm

Variants




egeXXL – Multilayer Variants

We offer large pipes with an OD of up to 1,600 mm for trenchless installation or with electrically conductive layers as the DCT Version or 3L safety piping system.

For higher demands we provide egeXXL-pipes of other materials, e.g. Polypropylene.

Forms of Delivery



- Straight lengths (6, 12 or 20 m)
- Special lengths up to 30 m
- Prefabrication

Additional Documents




Project Reports



Price Lists

egeMDR

Axially force locked Spigot and Socket PE Pipe System




Brief Description

egeMDR is a pressure piping system of polyethylene with an axially force locked spigot.

It offers short installation and processing times at full pressure resistance. In addition, installation can take place independent of temperature and weather.

Product Benefits | Product Structure

- No welder training necessary
- Short installation and processing times
- Axially force locking, no need for thrust blocks
- Installation with residual water in the pipe possible



Installation Options



open trench installation without sandbed



open trench installation in sandbed

System Technology | Moulded Parts according to Pressure



bends with socket



T-pieces with socket



flanged sockets



double couplers and repair couplers

egeplast offers complete piping systems: pipes for every application as well as harmonised components and solutions for special installation applications or functional requirements.


Contact us!



At a glance

Application	Supply pipes transport pipes
Target groups	Utility companies industrial companies construction companies
Dimension	OD 90 – 450 mm
Medium	Potable water
Material	PE 100-RC (resistance to crack)
SDR	SDR 17 / SDR 11
Connection technology	Axially force locked spigot and socket system
Approvals/Standards	Pipe DVGW-certified / socket DVGW-certified; DIN 8074/75; DIN EN 12201; DVGW GW 335 A2 / B3
Product limitations	Currently only approved for liquid media

Variants




Customised spigot and socket system

The egeMDR is also available with protective layer as well as for other areas of applications, e.g. sewage.


You will find either slotted or perforated variants under the title "Pressureless Piping Systems – egeDrain".

Forms of Delivery



- Straight lengths (6, 12 or 20 m),
Special lengths up to 30 m
- Pipe lengths prepared and chamfered in
the area of the spigot end (in factory)

Additional Documents



egeMDR
Processing
Guidelines




Project Reports



Price Lists

egeHome

Trenchless House Connection System for the digital Age

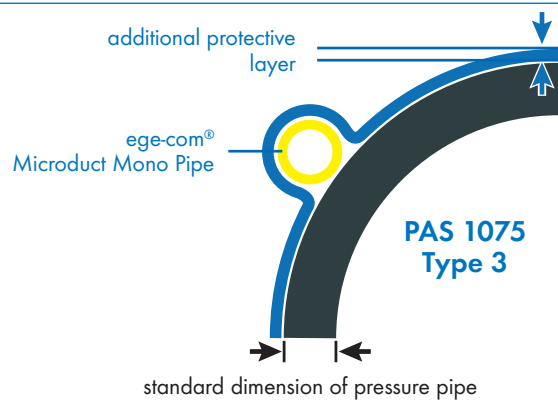


Brief Description

egeHome enables simultaneous installation of a house connection (gas/water) and an empty conduit for fibre optic cables. It is a combination of a pressure pipe of PE 100-RC with additional protective layer and an ege-com® Microduct Mono cable ducting pipe. It enables an economically viable connection of buildings to utility and fibre optic networks, even in trenchless installations. Subsequent excavations in the area of the property for connection to the high-speed internet are not necessary.

Product Benefits | Product Structure

- Reduced excavation costs due to multi-functional solution
- Mechanically protected pipe bundle with an increased protective effect, can be laid without additional protective pipe (direct buried)
- Trenchless installation / open trench installation possible without sandbed
- Possibility to equip subsequently with fibre optic cables



Installation Options



black-box installation like soil displacement



open trench installation without sandbed



open trench installation in sandbed

System Technology



straight connectors



end caps



gas block connectors

egeplast offers complete piping systems: pipes for every application as well as harmonised components and solutions for special installation applications or functional requirements.


Contact us!



At a glance

Application	House connection pipes
Target groups	Utility and disposal companies industrial companies construction companies
Dimension	OD 32 – 50 mm, ege-com® Microduct: 7 x 1.5 mm (others on request)
Medium	Potable water gas
Material	Pressure pipe: calibrated and signed, of PE 100-RC (resistance to crack) ege-com® Microduct Mono pipe: calibrated and signed, of PE-HD, with low friction, grooved inner surface
SDR	SDR 11
Connection technology	Butt welding electrofusion mechanical joints
Approvals/Standards	DIN 8074/75; EN 12201; EN 1555; DVGW GW 335-A2
Product limitations	Max. dimension OD 50 mm

Variants



Customised Multi-functional Systems

We also offer the egeHome with several Microduct pipes in additional dimensions.

Forms of Delivery



The standard coil length is 100 m.
Variants of 50 m or fixed lengths are also available.

Additional Documents



egeHome
Flyer

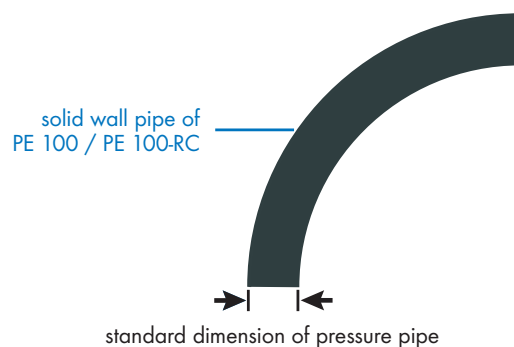


Brief Description

The egeIndustry pressure piping system of PE 100 / PE 100-RC offers the entire range for industrial pipeline construction. Apart from the delivery of the piping system, egeplast also offers the service of prefabrication of weld constructions at the factory as well as the manufacture of special components according to customer specifications.

Product Benefits | Product Structure

- Pipe and moulded parts of corrosion-resistant polyethylene
- Individual solutions according to customer requirements
- Prefabrication possible
- Possibility of customizations
- Low weight




Installation Options



open trench installation in sandbed



aboveground installation – suspension –



aboveground installation – terrain –



inhouse installations

System Technology | Moulded Parts according to Pressure



T-pieces



elbows



seamless bends



branches



tapping fittings



flange connections



reducers



electrofusion fittings

egeplast offers complete piping systems: pipes made from PE 100 and PE 100-RC for every application as well as harmonised components and solutions for special installation applications or functional requirements.


Contact us!



At a glance

Application	Supply pipes sewage pipelines transport pipes Industrial piping systems
Target groups	Industrial companies construction companies
Dimension	OD 32 – 1,600 mm
Medium	Process water wastewater compressed air gases
Material	PE 100, PE 100-RC (resistance to crack)
SDR	SDR 17 – SDR 11
Connection technology	Butt welding electrofusion mechanical joints
Approvals/Standards	DIN 8074/75, EN 12201
Product limitations	Pressure up to PN 16 for water and PN 10 for gas temperature service limit: according to application at approximately 40°C

Variants




Layer Structure 90 10 and Protective Layer SLM®

As an alternative to the black solid wall pipe, a pipe structure with integrated, coloured outer layer is also available. Other areas of application can also be clearly labeled accordingly, e.g. fire-extinguishing pipes. In addition, ege-plast offers colour-coded stripe marking according to specification. Variants of protective layers for installation in difficult terrain are also possible.

Forms of Delivery




Coil



Drum

Large drum on request



- Straight lengths (6, 12 or 20 m)
- Special lengths up to 30 m
- Prefabrication
- Telescoping for shipment in containers


Additional Documents



Technical Basis
Polyethylene



Project Reports

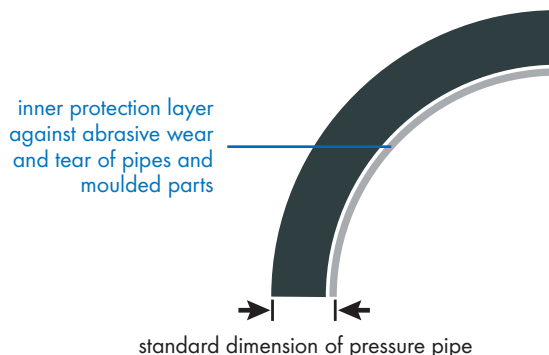


Brief Description

egeSlurry® piping system is designed for the hydraulic and pneumatic transport of abrasive transport material. egeSlurry® pressure pipes ensure the best possible durability and efficiency for industrial applications through modern multi-layered pipe constructions with specially selected inner layers. In addition, the flexible, ductile and corrosion-resistant pipe materials can be installed cost-effectively.

Product Benefits | Product Structure

- Increased durability of the transport pipeline through integrated wear and tear protection
- Longer maintenance intervals, reduced costs and prevention of down times
- Installation with established jointing techniques, like welding or use of flange connections
- Fully integrated system with moulded parts, which are also protected against wear and tear
- Prefabricated piping system solution for challenging industrial applications




Installation Options



open trench installation in sandbed



aboveground installation – conveyor pipes –



aboveground installation – terrain –



sea installation

System Technology | Moulded Parts according to Pressure



seamless bends



flange connections



segmented bends

egeplast offers complete piping systems: pipes for every application as well as harmonised components and solutions for special installation applications or functional requirements.


Contact us!



At a glance

Application	Industrial transport pipes for hydraulically and pneumatically conveyed solids and suspensions
Target groups	Industrial companies: sanddredging, building materials industry (cement, limestone, etc.), mining and tunnel construction, salt mining (brine pipelines), fodder industry construction companies
Dimension	OD 160 – 630 mm
Medium	Abrasive wastewater and industrial media
Material	Pressure pipe: polyethylene and polypropylene optimised against abrasive wear and tear. Abrasion-resistant inner layer: polyolefin optimised according to application
SDR	SDR 17 – SDR 7.4
Connection technology	Butt welding electrofusion flange connections and other mechanical joints
Approvals/Standards	Dimensions according to DIN EN 12201
Product limitations	Pressure up to PN 10; operating pressures beyond that on request


Variants



egeSlurry® – also as variant for higher operating temperatures or lightning conductor

egeSlurry® is also available with additional protective layer (SLM®). Conductive layers can be integrated against static charge, e.g. during transport of dry dust (see egeStatic on the next page). You will find additional options on the page “customized piping systems”.

Forms of Delivery



- Straight lengths (6, 12 or 20 m)
- Special lengths up to 30 m
- Prefabrication
- Telescoping for shipment in containers

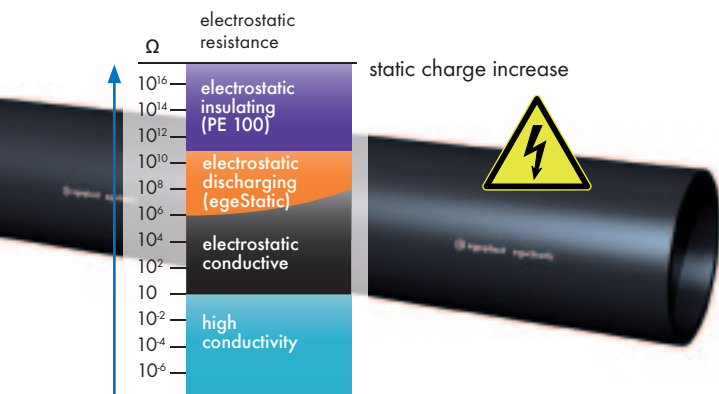
Additional Documents



Technical Basis
Polyethylene



egeSlurry®
Flyer



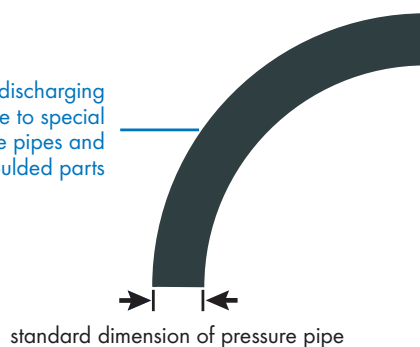
Brief Description

egeStatic is an electric conductive piping system. Many industrial applications require the transport of dry gases, powdery substances and inflammable media. In such potentially explosive atmospheres, electrostatic charge of pipes, vessels and system components must be particularly prevented by taking the appropriate protective measures for the safety of mankind and the environment.

Product Benefits | Product Structure

- Pressure-tight up to 10 bar
- Individual solutions according to customer requirement
- Prefabrication possible
- Possibility of customizations
- Low weight
- No corrosion tendency

electrical discharging properties due to special structure of the pipes and moulded parts




Installation Options



aboveground installation
- suspension -



aboveground installation
- conveyor pipes -



aboveground installation
- terrain -



inhouse installations

System Technology | Moulded Parts according to Pressure



seamless bends



flange connections



segmented bends

egeplast offers complete piping systems: pipes for every application as well as harmonised components and solutions for special installation applications or functional requirements.


Contact us!



At a glance

Application	Industrial transport pipes for hydraulically and pneumatically conveyed media
Target groups	Industrial companies: cement plants, mining and tunnel construction, chemical Industry, fodder industry, electroindustry, automobile industry construction companies
Dimension	OD 160 – 630 mm
Medium	Dry gases dust or powder inflammable liquids
Material	Based on polyethylene
SDR	SDR 17 – SDR 7.4
Connection technology	Butt welding electrofusion flange connections and other mechanical joints
Approvals/Standards	Dimensions according to DIN EN 12201
Product limitations	Pressure up to PN 10; operating pressures beyond that on request


Variants



egeStatic with protective layer (SLM®)

egeStatic is also available with a protective layer for alternative installation techniques.

Forms of Delivery



- Straight lengths (6, 12 or 20 m),
Special lengths on request


Additional Documents



Technical Basis
Polyethylene

egeTherm High-T

System for increased Media Temperatures up to 95°C

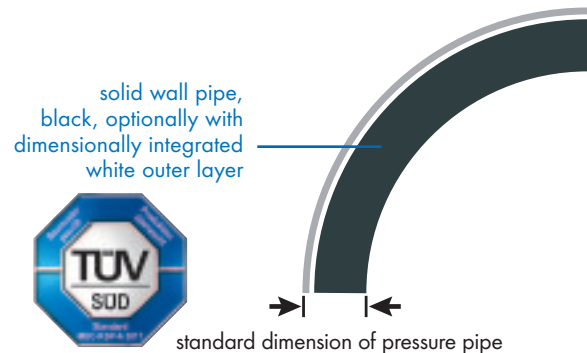


Brief Description

The egeTherm High-T piping system can transport media up to a temperature of constant +70°C safe and with an operating period of 50 years. It is a piping system of the most current material generation for applications with increased media temperatures.

Product Benefits | Product Structure


- Area of application with a higher temperature, also brief warming up to 95°C, e.g. when flushing a line, possible
- Reduction of an additional warming-up by solar radiation by means of a white outer layer possible
- UV-stabilised outer surface possible
- Can be welded according to DVS 2207-1
- High flexibility and ductility



Installation Options




open trench installation in sandbed



aboveground installation – terrain –

System Technology | Moulded Parts according to Pressure



egeplast offers complete piping systems: pipes for every application as well as harmonised components and solutions for special installation applications or functional requirements.


Contact us!



At a glance

Application	House connection pipes transport pipes industrial piping systems
Target groups	Utility and disposal companies industrial companies construction companies
Dimension	OD 20 – 630 mm
Medium	Process water wastewater brine watery mixtures of substances
Material	Temperature-resistant PE-HD materials
SDR	SDR 33 – SDR 7.4
Connection technology	Butt welding electrofusion mechanical joints
Approvals/Standards	TÜV Süd: MUC-KSP-A3017; DIN 8074, DIN EN 12201-2, ISO 24033, DIN EN ISO 22391-2
Product limitations	Pressure up to PN 16 at 20°C; inner pressure compressive strength depends on the intended service life and the media temperature

Variants




egeTherm High-T with protective layer (SLM®)

egeTherm High-T is also available with protective layer for alternative installation techniques. Additional performance options, like integrated quality test and pipe detection after installation are also available.

Forms of Delivery




Coil



Drum

Large drum on request



- Straight lengths (6, 12 or 20 m)
- Special lengths up to 30 m
- Prefabrication
- Telescoping for shipment in containers

Additional Documents



egeTherm High-T
Brochure



Price Lists

Customized Solutions

Tailor-made Piping Systems – Individually adjusted to the Application




Brief Description

The applications in industry are diverse and make different demands on a piping system depending on the field of activity. Abrasion-resistance, chemical resistance, protection from static charge, the desire for permanent monitoring of the systems or increased pressure resistance: The characteristics of egeplast pipes for the industry can be individually combined for the respective intended purpose. For complete industrial piping systems, pipelines and suitable moulded parts, such as bends, T-pieces etc. are available at egeplast.

Product Benefits | Product Structure

- Combination of proven system functions available
- Can be welded
- High durability
- High flexibility and ductility
- High chemical resistance




Installation Options



black-box installations such as horizontal directional drilling, burstlining, relining and soil displacement



open trench installation in sandbed



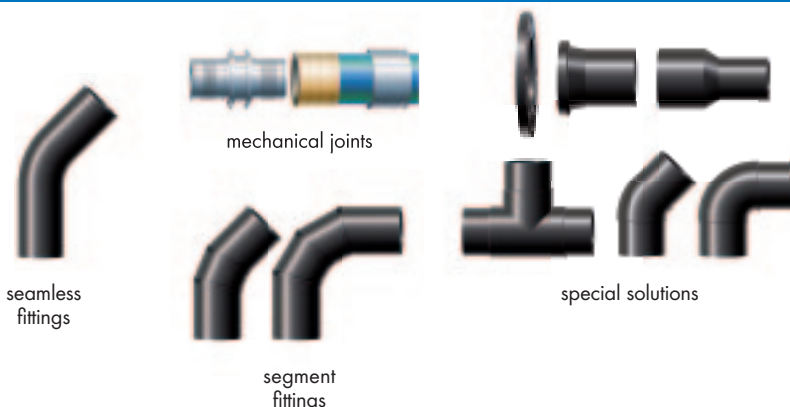
aboveground installation – terrain –



inhouse installations

The Installation options depend on the selected pipe system.

System Technology | Moulded Parts according to Pressure



egeplast offers complete piping systems: pipes for every application as well as harmonised components and solutions for special installation applications or functional requirements.

Contact us!

At a glance

Layer
1

Media Pipe

The media pipe is adjusted to the application. It can be provided with abrasion-resistant inner layers, on request made of special, temperature-resistant PE for the transmission of hot media until max. 95 °C (egeTherm High-T) or for protection of static charge (egeStatic).

Choice of materials for the media pipe

PE 100	PE 100-RC	PP	PP-HM	PP-R	Polyamide	^(A) HexelOne®	^(B) Inner layers
--------	-----------	----	-------	------	-----------	--------------------------	-----------------------------

^(A) For applications in the high pressure area operating pressures up to 32 bar can be realised on the basis of a HexelOne® high pressure pipe.

^(B) Chemically resistant inner layers are possible for transport of aggressive media.

Layer
2

Strengthening layer

e.g. increased pressure resistance by means of a middle layer of stretched PE 100 or fibres

Layer
3

Co-extruded intermediate layer/outer layer

e.g. can also be used as indicator layer; on request possible as abrasion-resistant outer layer or also as white outer layer to reduce warming-up by means of solar radiation

Layer
4

Metallic layer

e.g. permeation-tight aluminium barrier layer for protection against chemicals or for performance of an integrity test and/or permanent monitoring of the pipeline

Layer
5

Abrasion-resistant protective layer


for protection of outer damage

PEplus	PP	Polyamide
--------	----	-----------


Forms of Delivery



Coil



Drum
Large drum on request



- Straight lengths (6, 12 or 20 m)
- Special lengths up to 30 m
- Prefabrication
- Telescoping for shipment in containers

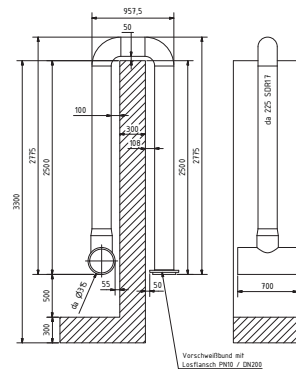


Brief Description

egeplast offers segmented moulded parts, manufactured from piping, also designed according to the pressure class and requirements. All moulded parts can be delivered in the desired function (SLA®, DCT, 3L, egeSlurry® or similar). Entire assemblies, consisting of pipe and/or moulded parts, can be designed and prefabricated according to customer specifications, in order to facilitate your work at the jobsite.

Product Benefits | Customized Product Designs

- Individually manufactured moulded parts and assemblies, design according to customer measurement
- Welding performed at the factory
- Interchanging of design drawings for approval
- Time-saving at the jobsite due to prefabrication




Installation Options




open trench installation in sandbed



aboveground installation – suspension –



aboveground installation – conveyor pipes –



aboveground installation – terrain –



inhouse installations


System Technology | According to Pressure Class and segmented Moulded Parts and Assemblies



seamless fittings



segment fittings




special solutions

egeplast offers complete piping systems: pipes for every application as well as harmonised components and solutions for special installation applications or functional requirements.

Contact us!


Examples



1. Welding egeFit® in the manufacture of egeplast moulded parts **2.** Special moulded part branch 45°, flanged; OD 630 mm **3.** SLA® Barrier Pipe System Components **4.** egeFit® segment elbows **5.** PE 100 swan-neck bends OD 800 mm with V-flange and loose-type flange according to customer specifications **6.** PE 100-T-piece according to Pressure Class with one-sided reduced passage and segment elbow at outflow **7.** PE 100-T-piece weld construction with special flange connections and flange connector with loose-type flange **8.** egeSlurry® special flange connection OD 355 mm; SDR 13,6; DN 300; PN 10 drilled **9.** PE 100 segment elbow angled at three levels according to customer specifications

egeReline PP

Piping System for Long Pipe Relining of old Sewers



PP in accordance with DIN EN 1852

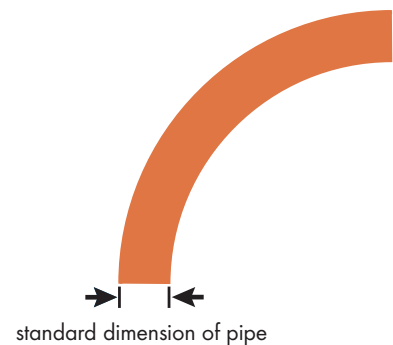
inspection-friendly bright

Brief Description

egeReline PP is a long pipe of polypropylene for rehabilitation or replacement of damaged sewers by means of long pipe relining. The filler-free material PP ensures acceptance of high static loads and represents durability and efficiency.

Product Benefits | Product Structure

- Inspection-friendly bright
- External Test Certificate of the minimum bend angle of butt-welded PP connections
- The welded jointing technology enables permanent tightness against ex- and infiltrations as well as excellent root resistance.
- The egeplast raw materials formula enables high tractive forces during the pulling operation.




Installation Options



long pipe relining

System Technology | Moulded Parts



egeplast offers complete piping systems: pipes for every application as well as harmonised components and solutions for special installation applications or functional requirements.

Contact us!



At a glance

Application	Rehabilitation/replacement of gravity sewer pipes
Target groups	Disposal and industrial companies civil engineering and rehabilitation companies construction companies
Dimension	OD 160 – 630 mm
Medium	Wastewater
Material	PP according to DIN EN 1852
SDR	SDR 17.6 (others on request)
Connection technology	Butt welding electrofusion
Approvals/Standards	According to DIN 8077/78 and DIN EN 1852, DIN EN ISO 11295, data sheet RSV 3, data sheet ATV-M 127-2, DVS2207-11
Product limitations	Exclusively suitable for installation in long pipe relining

Variants




As an alternative, the sewer piping system is also available in black with bright inner layer.

egeDrain:
to hold, collect and drain

You will find slotted or perforated piping systems under the title "Pressureless Piping Systems – egeDrain".

Forms of Delivery



- Straight lengths (6, 12 or 20 m)
- Special lengths up to 30 m
- Prefabrication
- Telescoping for shipment in containers

Additional Documents




egeReline PP
Installation
Guidelines



Static

egeModul PP

Short Pipe Module System for Rehabilitation of older Sewers by Burstlining and TIP Techniques




Brief Description

egeModul PP is a short pipe module of polypropylene for rehabilitation or replacement of damaged sewers. The filler-free material PP ensures acceptance of high static loads and represents durability and efficiency.

Product Benefits | Product Structure

- A short pipe module system for all installation techniques (from relining to TIP technique to burstlining)
- Cost-effective rehabilitation possible from shaft to shaft
- Verified tightness according to DIN EN 1277 with increased test requirements of maximum 2.5 bar and angulation of maximum 3° in the area of the sleeve



Installation Options



single pipe lining



TIP technique (Tight in Pipe)



burstlining technique

System Technology | Moulded Parts



egeplast offers complete piping systems: pipes for every application as well as harmonised components and solutions for special installation applications or functional requirements.

Contact us!



At a glance

Application	Rehabilitation/replacement of gravity sewer pipes
Target groups	Disposal and industrial companies civil engineering and rehabilitation companies construction companies
Dimension	OD 140 – 630 mm
Medium	Wastewater
Material	PP according to DIN EN 1852
SDR	SDR 17.6 (others on request)
Connection technology	Plug-in connection; EPDM or oil-resistant NBR sealing material
Approvals/Standards	According to DIN 8077 and DIN EN 1852, DIN EN ISO 11295, data sheet RSV 2, data sheet RSV 3, data sheet RSV 8, data sheet DWA M-143 part 15
Product limitations	Exclusively suitable for installation in gravity sewers

Variants




egeDuct® Modules

egeplast also manufactures project-related short pipe modules from the egeDuct® sewer piping system.

egeDrain: to hold, collect and drain

You will find slotted or perforated piping systems under the title "Pressureless Piping Systems – egeDrain".

Forms of Delivery



- Standard construction lengths (0.5 m – 1.95 m)
- Larger construction lengths > 1.95 m possible
- Slotted or perforated design on request
- Stationary pallettisation

Additional Documents



egeModul PP
Installation
Guidelines



Static



Project Reports

egeModul PE

Short Pipe Module System for Rehabilitation of older Sewers by Relining




Brief Description

egeModul PE is a short pipe module of polyethylene with a high density (PE-HD) for rehabilitation or replacement of damaged sewers. The high ductility of the applied PE-HD enables long-lasting operation of the rehabilitated sewer.

Product Benefits | Product Structure

- Cost-effective rehabilitation from shaft to shaft possible
- Verified tightness according to DIN EN 1277 with increased test requirements of maximum 2.5 bar and angular deflection of maximum 3° in the socket
- Click technology prevents shifting in the socket during pulling operation



Installation Options



single pipe lining

System Technology | Moulded Parts



shaft connection modules



wall collars



welding sockets



adaptor couplings



adaptor pieces



saddles

egeplast offers complete piping systems: pipes for every application as well as harmonised components and solutions for special installation applications or functional requirements.

Contact us!



At a glance

Application	Rehabilitation/replacement of gravity sewer pipes
Target groups	Disposal and industrial companies civil engineering and rehabilitation companies construction companies
Dimension	OD 160 – 630 mm
Medium	Wastewater
Material	PE-HD according to DIN 8074/75
SDR	SDR 17.6 (others on request)
Connection technology	Mechanical, axial restraint click connection; SBR or oil-resistant NBR sealing material
Approvals/Standards	Dimensions according to DIN 8074, Material according to DIN8074/75, DIN EN ISO 11295, data sheet RSV 3
Product limitations	Only for relining (burstlining: see egeModul PP)

Variants




egeModul PE SLM®

The egeModule PE can also be manufactured with protective layer depending on the project.

egeDrain: to hold, collect and drain

You will find slotted or perforated piping systems under the title "Pressureless Piping Systems – egeDrain".

Forms of Delivery



- Standard construction lengths (0.5 m – 1.95 m)
- Larger construction lengths > 1.95 m possible
- Slotted or perforated design on request
- Stationary pallettisation

Additional Documents



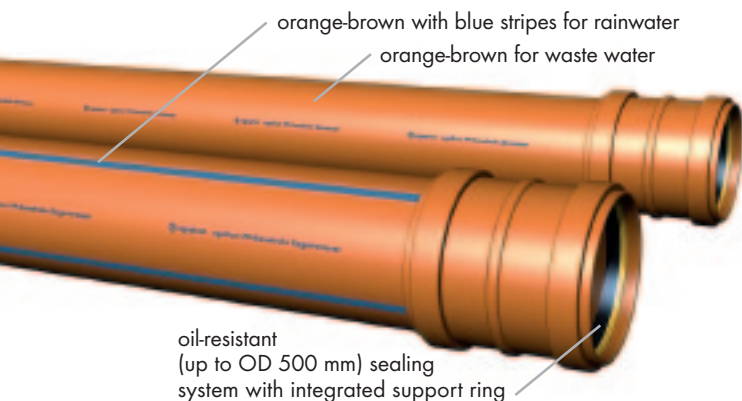
egeModul PE
Installation
Guidelines



Static

egeDuct® Sewer Piping System

Spigot and Socket System made from filler-free PP



Brief Description

The egeDuct® PP is a gravity sewer system according to DIN EN 1852. The fully developed plug-in connection technique enables simple, safe and economically viable installation. The system is divided into wastewater and rainwater pipes in ring stiffness classes SN 10+ and SN 16+. The complete piping system provides a high quality and long-lasting durability.

Product Benefits | Product Structure

- Filler-free PP offers utmost safety during installation and in installed condition
- Excellent chemical resistance
- No danger due to biogenic corrosion by sulphuric acid
- Good thermal resistance
- Very high abrasion resistance
- Oil-resistant sealing system (up to OD 500 mm)
- Safety lock system through integrated support ring in the sealant



Installation Options



open trench installation in sandbed

System Technology | Moulded Parts



branches



bends



reducers



double sockets



welding sockets



electrofusion couplers



shafts

egeplast offers complete piping systems: pipes for every application as well as harmonised components and solutions for special installation applications or functional requirements.

Contact us!



At a glance

Application	Gravity sewer system
Target groups	Disposal and industrial companies construction companies
Dimension	OD 110 – 630 mm
Medium	Wastewater rain water
Material	Filler-free PP (Polypropylene) according to DIN EN 1852
SDR	SN 10+ and SN 16+
Connection technology	Plug-in connection alternative electrofusion
Approvals/Standards	DIN EN 1852, DIN EN 681-2
Product limitations	Only open trench installation in sandbed; for trenchless installation see egeReline PP egeModul PP


Variants



egeDrain:
to hold, collect and drain

You will find slotted or perforated piping systems under the title "Pressureless Piping Systems – egeDrain".

Forms of Delivery



- Straight lengths (1, 3 and 6 m)
- with plug-in socket mounted at the factory

Additional Documents



egeDuct®
Brochure



Static

egeFuse® Sewer Piping System

Welded PE System with integrated Welding Technology



Brief Description

With the egeFuse® gravity sewer system made from polyethylene, pipe and joining technology are delivered at the same time – as one component – to the jobsite, where spigot end and weldable socket ends are integrated. The high ductility of the used PE-HD enables subsequent operation of the rehabilitated sewer without any cracks or breaks.

Product Benefits | Product Structure

- Simple and economically viable installation due to weldable spigot and socket combination with integrated heating coils.
- No machining on the welded zone necessary
- Verified tightness according to DIN EN 1277 with increased test requirements of maximum 2.5 bar
- Inspection-friendly, white inner layer up to OD 630 mm



Installation Options



open trench installation in sandbed

System Technology | Moulded Parts



bends



branches



T-pieces



electrofusion fittings




adaptor couplings



adaptor pieces



welding sockets



saddles

egeplast offers complete piping systems: pipes for every application as well as harmonised components and solutions for special installation applications or functional requirements.

Contact us!



At a glance

Application	New construction of welded gravity sewers
Target groups	Disposal and industrial companies civil engineering and rehabilitation companies construction companies
Dimension	OD 225 - 710 mm
Medium	Wastewater
Material	PE-HD according to DIN 8074/75
SDR	SDR 17.6 / SDR 17
Connection technology	Welded jointing technology according to DVS 2207 and manufacturer specifications
Approvals/Standards	DIN 8074/75, dimensions according to DIN EN 12666, DIN EN 1610, data sheet DWA A-127 and DWA A-139, DIN 4124
Product limitations	Only open trench installation in sandbed; For trenchless installation see egeReline PP egeModul PP egeModul PE

Variants




SL® Sewer System

For jointing by means of butt welding or electrofusion couplers, egeplast also offers SL® sewer pipes with smooth ends.

egeDrain: to hold, collect and drain

You will find slotted or perforated piping systems under the title "Pressureless Piping Systems – egeDrain".

Forms of Delivery



- Standard construction lengths (0.5 m – 12 m)
- Larger construction lengths > 12 m possible

Additional Documents



egeFuse® | SL®
Installation
Guidelines



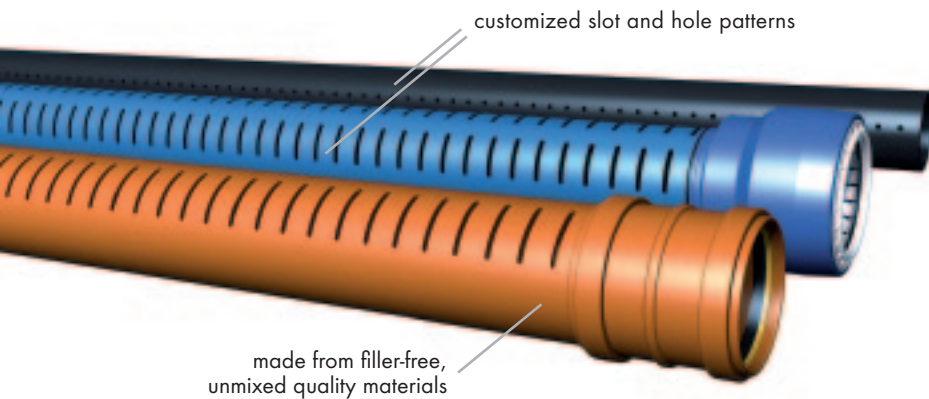
Static



Project Reports

egeDrain

Seepage Pipes for Collection and Drainage

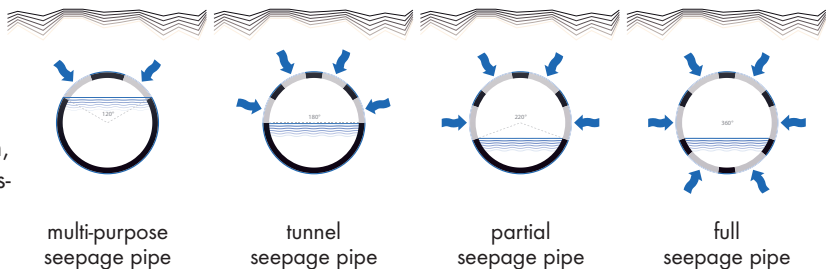


Brief Description

egeplast offers a wide range of various seepage pipes. The portfolio covers products from slotted egeModul to perforated PE 100 pipes for use in open-cast mining to the slotted egeDuct® system for draining industrial sites.

Product Benefits | Product Structure

- Development as a multi-purpose seepage pipe (1/3), tunnel seepage pipe (1/2), partial seepage pipe (2/3) and full seepage pipe (3/3)
- Minimum water inlet surface 100 cm²/m, smaller or larger water inlet surfaces possible in all gradients
- Large construction lengths
- Extensive range of fittings



Installation Options



trenchless installation techniques



long pipe relining



open trench installation in sandbed

The Installation options depend on the selected pipe system.

System Technology | Moulded Parts



spigot and socket fittings



socket fittings



electrofusion fittings



double sockets

Moulded parts suitable to the selected pipe system

egeplast offers complete piping systems: pipes for every application as well as harmonised components and solutions for special installation applications or functional requirements.

Contact us!



At a glance

Application	Spring water pipes transport and seepage pipes
Target groups	Utility and disposal companies industrial companies construction companies
Dimension	OD 90 – 630 mm
Medium	Rain water ground water stratum water landfill leachate
Material	PE 100, PE 100-RC (resistance to crack), PP
SDR	SDR 17, SDR 11 (PE) SDR 26, SDR 22, SDR 17,6 (PP)
Connection technology	Plug-in and weld connections depending on the choice of piping system
Approvals/Standards	DIN 8074/75, DIN EN 12201, DIN 8077/78, DIN EN 1852
Product limitations	Elastomer connection technology not suitable for gaseous substances


Variants



Customised Drainage Systems

Different connection techniques, even axial restraint, offer a wide range of possible application options. In addition, the slot widths and perforation diameter are variable.

Forms of Delivery



- Straight lengths
- Modules 0.5 m – 1.95 m
- Special lengths on request


Additional Documents



Flyer
Spring Catchment
Pipes

egecom® Macroduct High-T PE

Protective pipe made from polyethylene for high and extra high voltage cables up to 380 kV

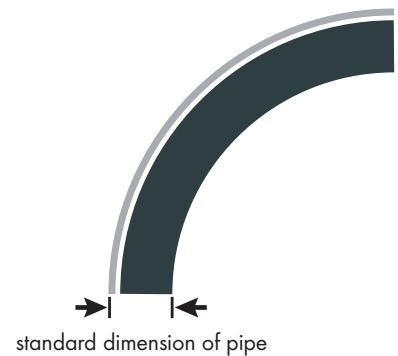


Brief Description

egecom® Macroduct High-T PE is a protective pipe made from polyethylene, which is used for high and extra high voltage cables up to 380 kV. The protective pipe has an increased thermal stability due to a special PE-HD material, in order to withstand high thermal loads for a long period of time. Due to this the electricity distributors can ensure a long service life of their grid.

Product Benefits | Product Structure

- Higher temperature range than standard PE pipes following DVS 2201-1
- Longer service life at higher temperature load than PE pipes according to DIN 8074
- Monitored and certified by TÜV-Süd
- Weldable
- Flexible and ductile



Installation Options



horizontal directional drilling



open trench installation in sandbed

System Technology | Moulded Parts



seamless fittings



segment fittings



special solutions

egeplast offers complete piping systems: pipes for every application as well as harmonised components and solutions for special installation applications or functional requirements.


Contact us!



At a glance

Application	Protective pipe for high and extra high voltage cables
Target groups	Network operators construction companies
Dimension	OD 20 – 1,200 mm
Medium	Power- and energy-cables
Material	Modified PE-HD – heat-stabilized
SDR	SDR 33 – SDR 7.4
Connection technology	Butt welding electrofusion mechanical joints
Approvals/Standards	TÜV Süd: MUC-KSP-A3018, temperature-resistance analogue ISO 24033
Product limitations	Up to 70°C

Variants




Macroduct High-T PE SLM®

additional protection for trenchless installation techniques

Forms of Delivery




Coil



Drum

Large drum on request



- Straight lengths (6 and 12 m)
- Special lengths up to 30 m
- Prefabrication
- Telescoping for shipment in containers


Additional Documents



Macroduct High-T
Flyer



Project Reports



ege-com®
Macroduct
Brochure



ege-com®
Installation
Manual

ege-com® Macroduct High-T PP

Protective pipe made from polypropylene for high and extra high voltage cables up to 380 kV

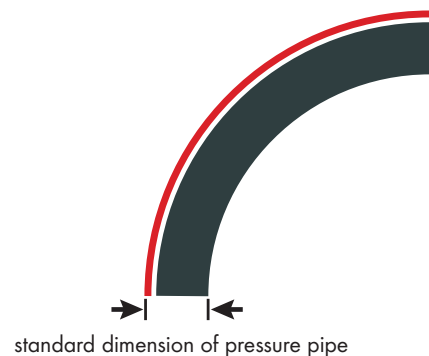


Brief Description

The ege-com® Macroduct High-T PP is a protective pipe made from polypropylene with a socket for an economic installation in an open trench. The tight system is used for high and extra high voltage cables up to 380 kV. In order to withstand sustained high thermal loads, the system is made of a modified PP material which provides an enhanced thermal stability. Due to this the electricity distributors can ensure a long service life of their grid.

Product Benefits | Product Structure

- Very high thermal stability: The system can therefore be used for thermal loads > 70 °C (short-term peaks up to 90 °C)
- With increased elastic modulus for an approved ring stiffness
- The ege-com® Macroduct High-T PP pipes are optionally supplied with a factory-mounted socket
- Long socket solution for higher safety
- Reliable fit of the sealant in the socket



Installation Options



open trench installation in sandbed

System Technology



long socket



seamless bends



adapter pieces

Also available: transition pieces, skids

egeplast offers complete piping systems: pipes for every application as well as harmonised components and solutions for special installation applications or functional requirements.

Contact us!



At a glance

Application	Protective pipe for high and extra high voltage cables
Target groups	Network operators construction companies
Dimension	OD 200 – 250 mm
Medium	Power- and energy-cables
Material	Modified PP – heat-stabilized
Ring stiffness	SN 10 in accordance with EN 1852-1
Connection technology	Plug connection
Approvals/Standards	analogue DIN EN 1852
Product limitations	up to 70 °C (short-term peaks up to 90 °C)


Variants



Macroduct High-T PP

Version with abrasion resistant and low friction inner layer

Forms of Delivery




- Straight lengths (6 and 12 m)
- Special lengths up to 30 m
- Prefabrication
- Telescoping for shipment in containers

Additional Documents



Macroduct
High-T PP
Flyer




ege-com®
Macroduct
Brochure



ege-com®
Installation
Manual

ege-com® Macroduct Protective Pipe

Protective Pipes for Power Cables up to 30 kV



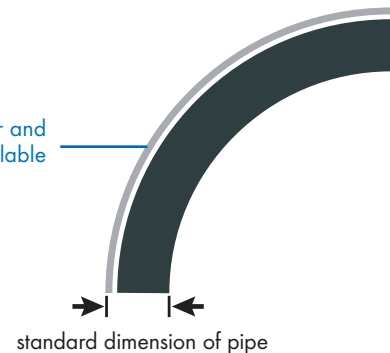
Brief Description

The ege-com® Macroduct protective pipe of polyethylene is used for power cables in the medium-voltage range up to 30 kV. The pipes are offered as multi-layered and solid-wall pipes and are according to at least the requirements DIN 16874. Connection of the pipes can be achieved with mechanical connections, electrofusion welding or by butt welding.

Product Benefits | Product Structure

- Outer diameter ≥ 75 mm
- The basic pipe is black and can be supplied with a coloured outer layer and/or stripes.
- Open trench and trenchless installation possible
- Weldable
- Flexible and ductile

coloured outer layer and stripes available



Installation Options



horizontal directional drilling



open trench installation without sandbed, ploughing and milling



open trench installation in sandbed

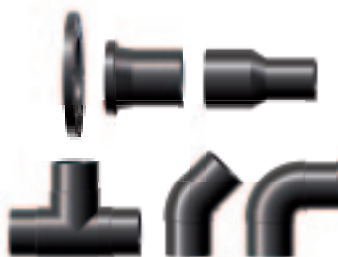
System Technology



seamless fittings



segment fittings



special solutions

egeplast offers complete piping systems:

You can find the extensive range of accessories in the catalogue "ege-com® accessories".

Contact us!



At a glance

Application	Protective pipe for power cables up to 30 kV
Target groups	Network operators Construction companies
Dimension	OD \geq 75 mm
Medium	Power- and energy-cables
Material	Pressure pipe quality following DIN 8074 (PE100) or PE-HD according to DIN 16874
SDR	SDR 11, 17 und 17.6 (others on request)
Connection technology	Butt welding electrofusion mechanical joints
Approvals/Standards	DIN 16874
Product limitations	Up to 30 kV

Variants

Macroduct SLM®

additional protection for trenchless installation techniques



Macroduct Protective Pipe


for ploughing, milling and open trench installations;
Dimension 75 – 400 mm, following DIN 16876




Forms of Delivery



Coil



Drum on request



- Straight lengths (6 and 12 m)
- Special lengths up to 30 m
- Prefabrication
- Telescoping for shipment in containers

Additional Documents



ege-com®
Macroduct
Brochure




ege-com®
Accessories
Brochure



ege-com®
Installation
Manual

ege-com® Microduct Multi

Pipe Bundle System made of ege-com® Microducts




Brief Description

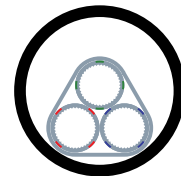
The ege-com® Microduct Multi is a pipe bundle that is made up of several ege-com® Microduct Mono pipes. This pipe bundle is used in network applications, such as FttH (Fiber to the Home), backbones or last mile. They are suitable for direct buried installation and for inserting or pushing into cable shafts, into ege-com® Macroduct Mono pipes or other pipe systems.

Product Benefits | Product Structure

- Wide range of colours: inner pipes natural-coloured with stripes or fully tinted; the standard sheathing is orange or black, optionally with stripes
- Standard design: with thin, flexible outer sheathing; Version with a rigid and calibrated outer pipe possible
- Twist- and stress-free inner pipes
- Different bundles of up to 24 ege-com® Microduct Mono pipes plus guide pipe



uncalibrated
outer sheathing




calibrated
outer pipe


Installation Options



open trench installation in
sandbed



jetting



insertion or push into cable
ducts, ege-com® Macroduct
pipes or other pipe systems

System Technology



Connectors,
endcaps, reducers,
gas blocks



tools



seals



house connections

egeplast offers complete piping systems:

You can find the extensive range of accessories in the catalogue "ege-com® accessories".

Contact us!



At a glance

Application	Protection of telecommunication cables (e.g. copper or fibre optic cable) in network applications, such as FttH, FttB, FttC (Fibre to the Home/Building/Curb) or last mile
Target groups	Network operators Construction companies
Dimension	Bundle variants with and without guide pipe (FR): 2-way, 3-way, 4-way, 5-way, 6-way, 7-way, 8x7+1x12, 9-way + FR, 10-way, 12-way, 12-way + FR, 14-way, 18-way, 22x7+1x12, 24-way, 24x7+1x14 Versions di (direct installed) calibrated and db (direct buried) uncalibrated
Medium	Telecommunication cable (fibre bundle, mini and microcable)
Material	Polyolefin
Bundles	Standard design: ege-com® Microduct Multi db with thin, flexible outer sheathing Additional version: ege-com® Microduct Multi db with solid, calibrated outer pipe
Connection technology	Plug-in connection
Regulations/ Installation techniques	Installation manual, KRV installation instructions A 535b
Product limitations	Bundles of max. 25 Mono pipes

Variants


Microduct Mono

direct buried OD 7 to 20 mm
direct install OD 5 to 12 mm




Microduct OD

A detection wire enables subsequent detection.



Laser Labelling and Barcode


damage-resistant and high quality
labelling / barcode for logistics and
network documentation



Forms of Delivery



Coil



Drum
Large drum on request

Additional Documents



ege-com®
Microduct
Brochure



ege-com®
Accessories
Brochure



ege-com®
Installation
Manual

egecom® Microduct Multi protec

Piping system for trenchless and sand bed free installation techniques




Brief Description

egeplast has developed the ege-com® Microduct Multi protec for the trenchless installation of Microduct Multi pipes. The trenchless installation technique enables the network operators to expand their grid economically efficient. Damages of the inner pipes are prevented by the a flexible double layer with modified outer sheathing of the ege-com® Microduct Multi protec which increases its wear resistance and hardness. Especially suited for network applications such as Backbones, FttH (Fibre to the home) or last mile.

Product Benefits | Product Structure

- Economically beneficial due to reduced civil engineering works; protection pipes are not required
- Protection against grooves and scratches
- Improved mechanical properties for higher requirements
- Layers separable, simplified handling, inner pipes can not be damaged



Installation Options



horizontal directional drilling



soil displacement



open trench installation
without sandbed, ploughing
and milling



open trench installation in
sandbed

System Technology




Connectors,
endcaps, reducers,
gas blocks



tools



seals



house connections

egeplast offers complete piping systems:

You can find the extensive range of accessories in the catalogue "ege-com® accessories".


Contact us!



At a glance

Application	Protection of telecommunication cables (e.g. copper or fibre optic cable) in network applications, such as FttH, FttB, FttC (Fibre to the Home/Building/Curb) or last mile
Target groups	Network operators Construction companies
Dimension	Bundle variants with and without guide pipe (FR): 4-way, 5-way, 6-way, 7-way, 24-way Version db (direct buried) uncalibrated
Medium	Telecommunication cable (fibre bundle, mini and microcable)
Material	Double layer made of modified polyolefin
Connection technology	Plug-in connection
Regulations/ Installation techniques	Installation manual, KRV installation instructions A 535b
Product limitations	Bundles of max. 25 Mono pipes

Variants




Microduct OD

A detection wire enables subsequent detection.


Forms of Delivery



Coil



Drum on request



- Straight lengths (6 and 12 m)
- Special lengths up to 30 m
- Prefabrication
- Telescoping for shipment in containers

Additional Documents



ege-com®
Microduct
Multi protec
Flyer



ege-com®
Microduct
Brochure



ege-com®
Accessories
Brochure




ege-com®
Installation
Manual



Project Reports

egecom® Microduct LSOH

Flame retarded Piping System for Inhouse Applications

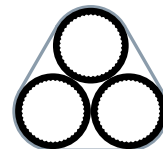


Brief Description


The ege-com® Microduct LSOH pipes are of low flammability and sparsely produce any smoke because of their special material formulation. The abbreviation LSOH is short for „Low Smoke free Of Halogen“. The pipes are used in network applications such as FttH (Fibre to the Home) inside of buildings.

Product Benefits | Product Structure

- LSOH pipes are of low flammability: The material meets the requirements of DIN 4102, building material class B1
- Free of halogens
- Low smoke: minimum smoke development in case of fire
- Standard design: colour - white opaque, inner surface - grooved



Installation Options



insertion or push into cable ducts



installation on or below plaster

System Technology



tools



house connections

egeplast offers complete piping systems:

You can find the extensive range of accessories in the catalogue "ege-com® accessories".

Contact us!




At a glance

Application	Protection of telecommunication cables in network applications, such as FttD (Fibre to the Desk); suitable for use in buildings
Target groups	Network operators construction companies
Dimension	Bundle variants with and without guide pipe (FR)
Medium	Telecommunication cable (fibre bundle, mini and microcable)
Material	Flame-retarded polyolefin
Bundles	ege-com® Microduct Multi db with thin, flexible outer sheathing
Connection technology	Plug-in connection
Regulations/ Installation techniques	Installation manual

Variants

Microduct Mono

direct buried OD 7 to 20 mm
direct install OD 5 to 12 mm



Microduct Multi


pipe bundle of max. 24 Microduct Mono pipes
plus guide pipe



Forms of Delivery



Coil



Drum
Large drum on request

Additional Documents



ege-com®
Microduct
Brochure




ege-com®
Accessories
Brochure



ege-com®
Installation
Manual

ege-com® Macroduct Multi-M, -S and -L

Pipe Bundle System made of ege-com® Macroducts



Brief Description

ege-com® Macroduct Multi pipes are an assembly of several cable protection pipes from the ege-com® Macroduct Mono range joined to make a composite pipe. This consists of several pipes with the same or different dimensions, which can be assembled according to user requirements.

Product Benefits | Product Structure

- Wide range of colours: The basic pipe is black and can be supplied with a coloured outer layer and/or stripes.
- Various bundles possible: with sheathing (-M), back-to-back joint (-S) or loosely wound (-L).
- Multi-M:
 - available as inliner or direct buried version
 - single pipes are manufactured according to given standards
 - labelling of the inner pipe as well as various colours possible


2-way
40 x 3.7
50 x 4.6



3-way
40 x 3.7
50 x 4.6



4-way
32 x 2.0




4-way
40 x 2.5
with
32 x 2.0



Installation Options



open trench installation in sandbed



insertion in cable protection pipes / conduit tiles (Multi-M)

System Technology



plug-in connections, clamped and screw-in connections



tools



seals

egeplast offers complete piping systems:

You can find the extensive range of accessories in the catalogue "ege-com® accessories".


Contact us!



At a glance

Application	Protection of telecommunication cables (e.g. copper or fibre optic cables)
Target groups	Network operators construction companies
Dimension	Inliner version: 32 to 40 mm; 3-way and 4-way Direct buried version: 32 – 50 mm; 2-way to 4-way
Medium	Telecommunication cable
Material	PE-HD
Bundles	Multi-M: A polyolefin sheathing secures the Macroducts. Multi-S: The Macroducts are joined using a back-to-back joint. Multi-L: Several Macroducts will be wound up loosely together.
Connection technology	Plug-in connections, clamped and screw-in connections
Approvals/Standards	Following DIN 8074 (PE 100), according to DIN 16874, according to DIN 16876
Product limitations	Bundles of max. 5 Mono pipes


Variants



Forms of Delivery



Coil



Drum
Large drum on request

Additional Documents



ege-com®
Macroduct
Brochure




ege-com®
Accessories
Brochure



ege-com®
Installation
Manual

ege-com® Multi-fit-Sealing (MfS)

For Sealing of used and unused ege-com® Micro- and Macroducts



Brief Description

The ege-com® Multi-fit seal is used to seal filled or unfilled ege-com® Micro- and Macroducts. The ege-com® Multi-fit seal is easy to assemble with two separable outer and inner shells. It is available as a sealing system for the polygon and round version.

Product Benefits | Product Structure

- Sealing system for polygon and round version
- Clamping system for polygon and round version
- Fixed inner pipes
- Stress-free inner pipes in sealing element
- No risk of incorrect assembly
- Pressure tight permanently up to 0.5 bar




Installation Options



System Technology

sealing disc with cable gland



sealing disc, separable for assembly on the lengthwise section



egeplast offers complete piping systems:

You can find the extensive range of accessories in the catalogue "ege-com® accessories".

Contact us!



At a glance

Application	Sealing of filled or unfilled ege-com® Micro- and Macroducts
Target groups	Network operators construction companies
Dimension	ege-com® Macroduct: 32 – 50 mm ege-com® Microduct: up to 24x7 plus guide pipe Design db (direct buried)
Medium	Telecommunication cable (fibre bundle, mini- and microcables)
Material	Polyolefin
Regulations/ Installation techniques	Installation manual

Variants | More additional Accessories

MFS- (ege-com® Macroduct)

50 / 7x12
50 / 8x10
50 / 2 k
40 / 5x10
32 / 3x10

MFS- \pm MD-Multi (ege-com® Microduct Multi)

24x7+1x14
22x7+1x12
8x7+1x12
12x7+1x14
7x14
7x12


Plug-in and screw connections

for ege-com®
Macroduct Mono
pipes



Connectors, Endcaps, Reducers and Gas Blocks


for ege-com® Microduct Mono pipes



Forms of Delivery




Coil



Drum
Large drum on request

Additional Documents



ege-com®
Macroduct
Brochure



ege-com®
Microduct
Brochure



ege-com®
Accessories
Brochure



ege-com®
Installation
Manual

Service

Please allow our sales staff or the staff in Application Technology to explain to you exactly what the benefits of egeplast products are – and how these solutions can assist your business achieve more investment security.

Consulting in Project Planning



Online Planning Aid, free of charge



Provision of Tender Documents



Support during Construction Work on Site



Rental of Welding Machinery and Clamping Jaws, Accessories



Seminars



Notes

The information in this document are according to the state-of-the-art at the time of compilation. No claim is asserted for accuracy or completeness and are for the purposes of training and consulting. No liability can be derived from them. Amendments are reserved. Our Customer Service will be happy to answer any questions, e.g. with regard to the installation and the application of our products.

Publisher:
egeplast international GmbH

Issue:
December 2016

Telephone: +49 2575 9710-0
Fax: +49 2575 9710-110
E-mail: info@egeplast.de

We would like to point out that warranty shall cease to apply if and as far as the information in this document is not followed closely with regard to proper installation and processing as well as proper application of our products. Corresponding safety regulations as well as the currently valid standards, guidelines and rules as well as additional relevant provisions must be complied with.

Our respective current General Terms and Conditions which you will find on our website www.egeplast.de shall apply exclusively.

Any reproduction or duplication of this document, even in part, shall require prior approval of egeplast international GmbH.



egeplast international GmbH

Tel.: +49 2575 9710-0 | Fax: +49 2575 9710-110
Robert-Bosch-Straße 7 | 48268 Greven, Germany
info@egeplast.de | www.egeplast.eu